



Directorate General of Systems and Data Management
CENTRAL BOARD OF INDIRECT TAXES & CUSTOMS

Date: 13th January 2024

Category: Customs
Issued by: ICEGATE

Advisory for Electronic Cash Ledger (ECL 2.0) on ICEGATE

Table of Contents

1. Introduction	4
2. Overview of Electronic Cash Ledger	4
3. Authorized user for Electronic Cash Ledger account.....	4
4. Activate Electronic Cash Ledger account	5
5. View Electronic Cash Ledger account.....	8
6. Top-up Electronic Cash Ledger account	13
7. Payment of Custom Duty Challans through different modes	23
7.1 Challans Payment through NEFT/RTGS	26
7.2 Customs challan Payment through Internet Banking	33
7.3 Challans Payment through ECL Wallet	39
8. Payment of ECCS Challans through different modes	46
8.1 ECCS Challan Payment through NEFT/RTGS.....	46
8.2 ECCS Challan Payment through Internet Banking.....	53
8.3 ECCS Challan Payment through ECL Wallet	60
9. Payment of SEZ Challans through different modes	67
9.1 SEZ Challan Payment through NEFT/RTGS.....	67
9.2 SEZ Challan Payment through Internet Banking.....	72
10. Payment of ACES Challans through different modes	76
10.1 ACES Challan Payment through NEFT/RTGS.....	76
10.2 ACES Challan Payment through Internet Banking.....	81
11. Payment of Baggage Declaration (BD) Challans	86
11.1 BD Challan Payment through NEFT/RTGS	86
11.2 BD challan Payment through Internet Banking	91
12. How to check Duty payment status at E-Payment Enquiry	96
12.1 ICES Challans.....	96
12.2 ECCS Challans	98
12.3 SEZ Challans	101
12.4 ACES Challans	103
13. How Parent user can provide access to Child user for E-Payment.....	107
14. Authorized banks for Custom duty through Net Banking	111



Directorate General of Systems and Data Management
CENTRAL BOARD OF INDIRECT TAXES & CUSTOMS

Note: Customs Duty payment and other payments have been enabled on <https://www.icegate.gov.in/> and disabled on <https://old.icegate.gov.in/> with effect from January 14, 2024. There are the changes in E-payment User Interface only and accordingly this new advisory has been issued for the purpose of giving clear stepwise navigation to users for duty payment and other functionalities on E-payment portal on new website.

1. Introduction

The new CBIC E-Payment platform, a marquee initiative of CBIC (ICEGATE), has been envisaged to enable the functionality for collecting both tax and non-tax receipts for CBIC on behalf of Third-party applications like CBIC GST, SEZ, and ICES or any other third-party application in future through multiple modes of payment i.e. NEFT/RTGS and Internet Banking and Electronic Cash Ledger. The platform has been designed as best-in-class with real time API based integration between ICEGATE and all stakeholders to provide superior user experience of payment to the Taxpayer and real-time accounting and settlement of government revenues.

2. Overview of Electronic Cash Ledger

- The e-Cash Ledger module enables user to create a virtual account on ICEGATE website and act as mode of payment to pay custom duties online apart from the current mode of payments which are Internet Banking and NEFT/RTGS.
- Cash ledger is a type of wallet facility on ICEGATE website to credit funds in the virtual account of the registered trade user and use for custom duty payments.
- A wallet can be activated by the registered IEC holders and deposits can be made into it through Internet Banking or NEFT/RTGS.
- To ensure no unauthorized access to Cash Ledger account the service is only available post login and to further enhance the access control mobile and email OTP based mechanism is envisaged in e-Cash Ledger.

3. Authorized user for Electronic Cash Ledger account

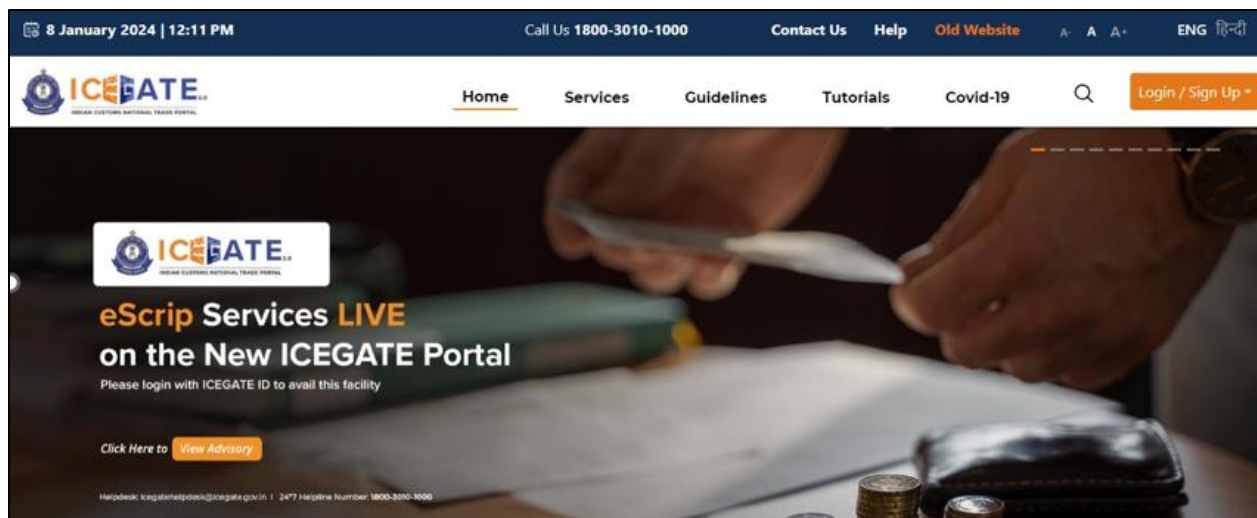
S.NO	User Type	ECL Wallet Functionality
1.	IEC Holder	Yes
2.	CHA	Yes
3.	Courier Partners	Yes
4.	Unaccompanied Baggage declaration	No
5.	Central Excise & Service Tax	No
6.	SEZ	No

4. Activate Electronic Cash Ledger account

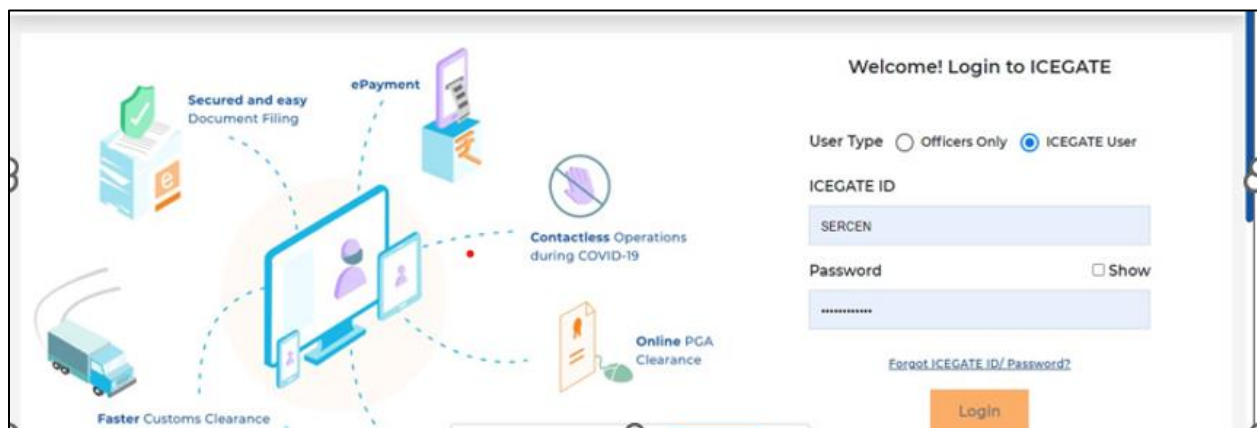
Note: Please note that duty can be paid without activating Electronic Cash Ledger. However, to view transactions maintained in Electronic Cash Ledger, users will have to get registered on ICEGATE.

The following steps are required to activate Electronic Cash Ledger account:

- a) User will go to www.icegate.gov.in.

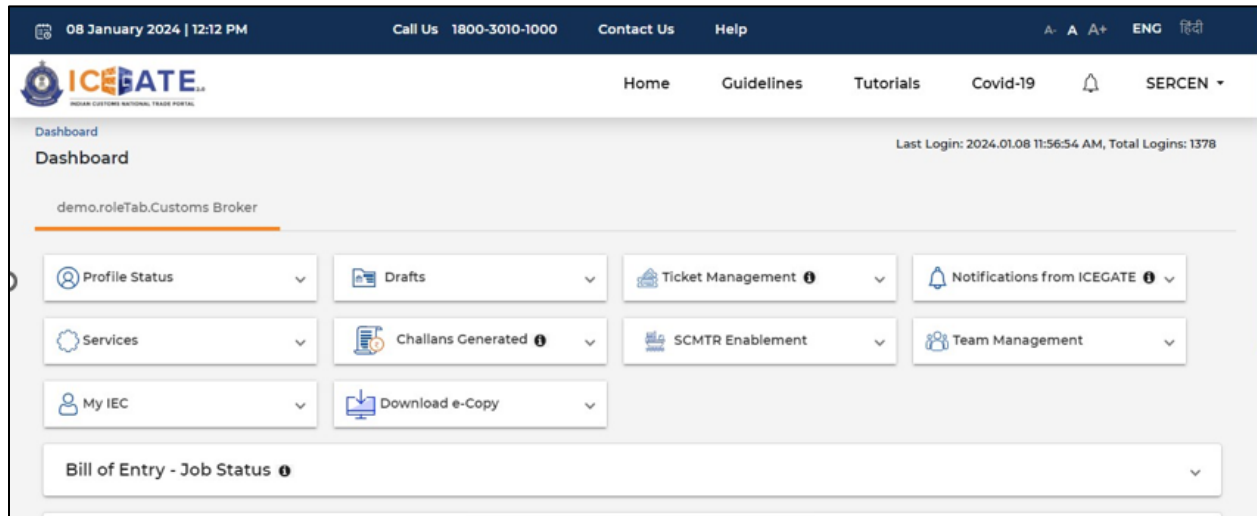


- b) User will click on Login/Sign up button and fill the credentials.

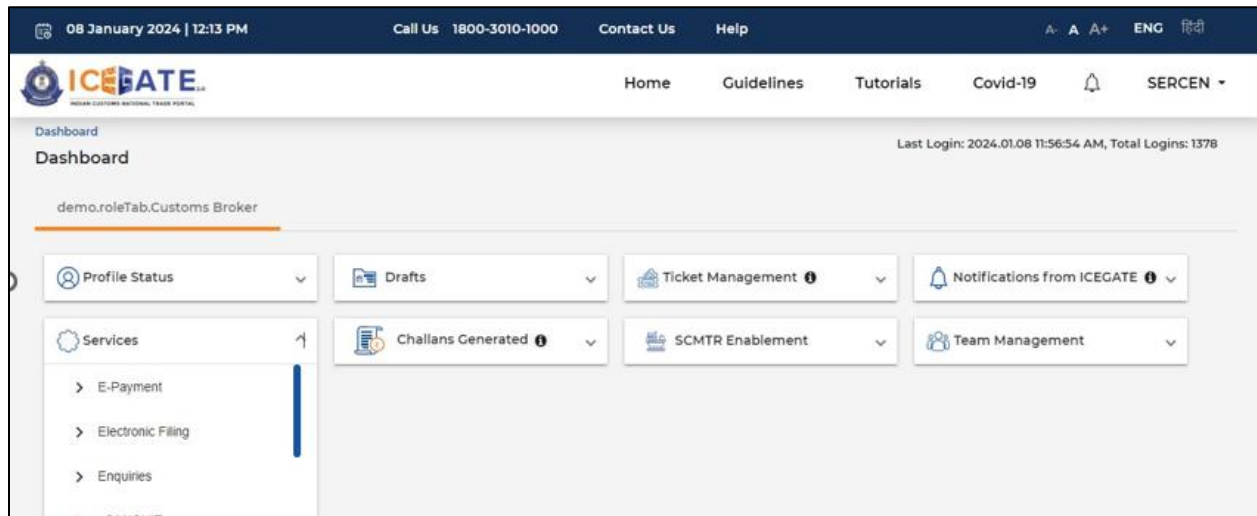


Directorate General of Systems and Data Management
CENTRAL BOARD OF INDIRECT TAXES & CUSTOMS

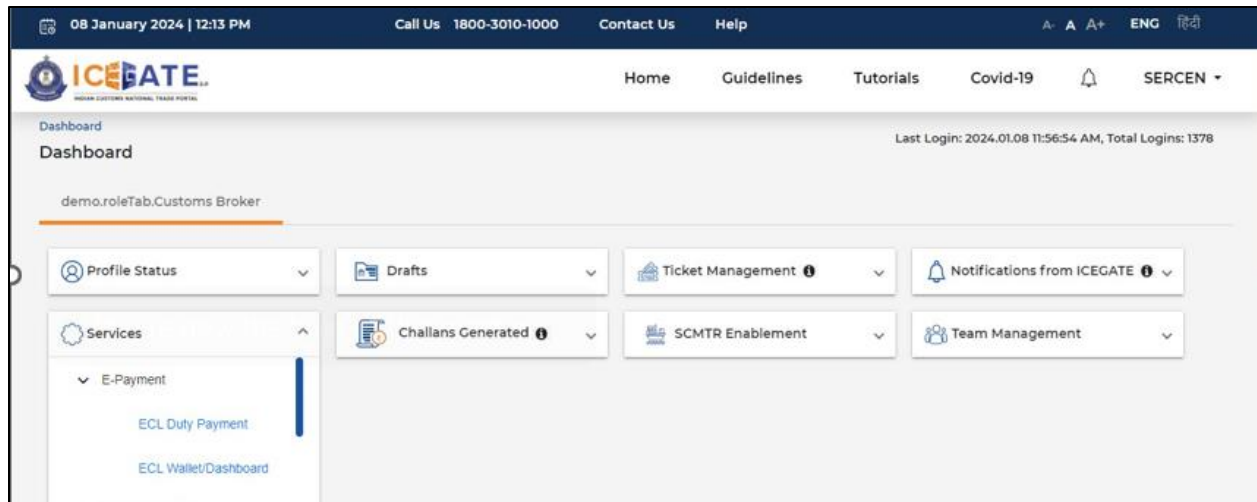
c) Once login is successful, user will be directed to 'ICEGATE Dashboard' page.



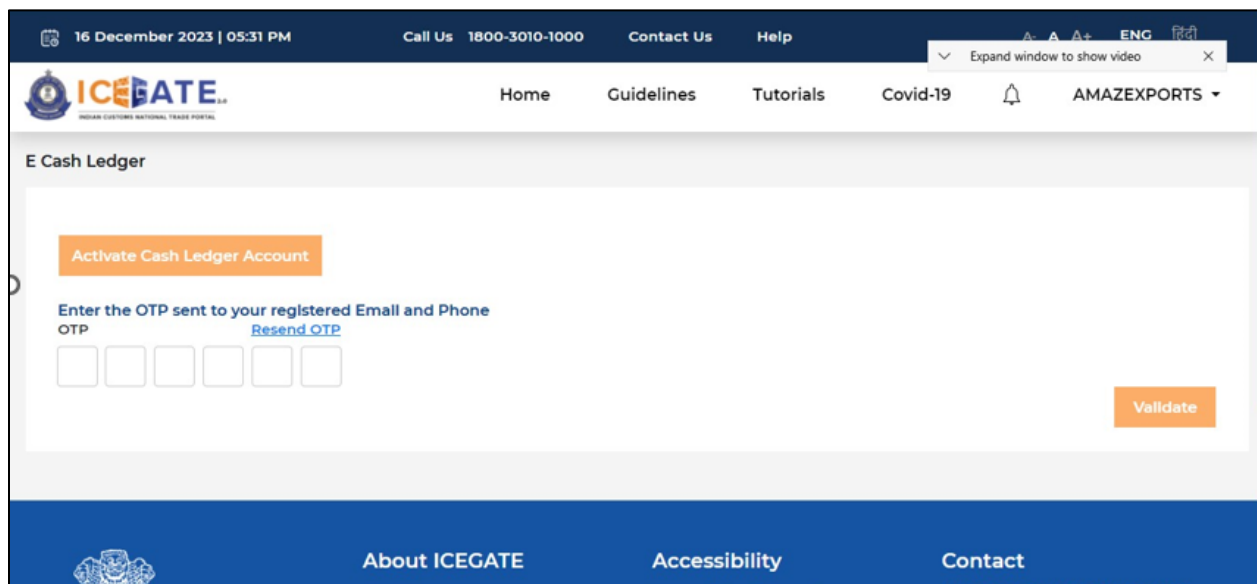
d) Now user will click on 'Services' Option.



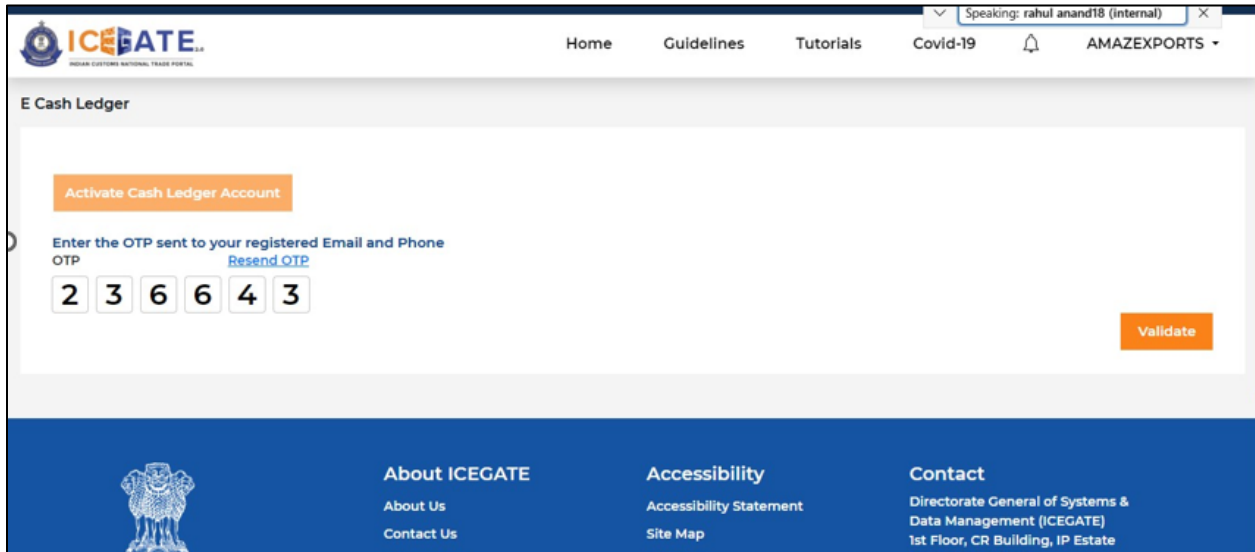
- e) Once user clicks on E-Payment, 2 options will be available - ECL Duty Payment and ECL Wallet/Dashboard. User will click on ECL Wallet/Dashboard for activating the wallet.



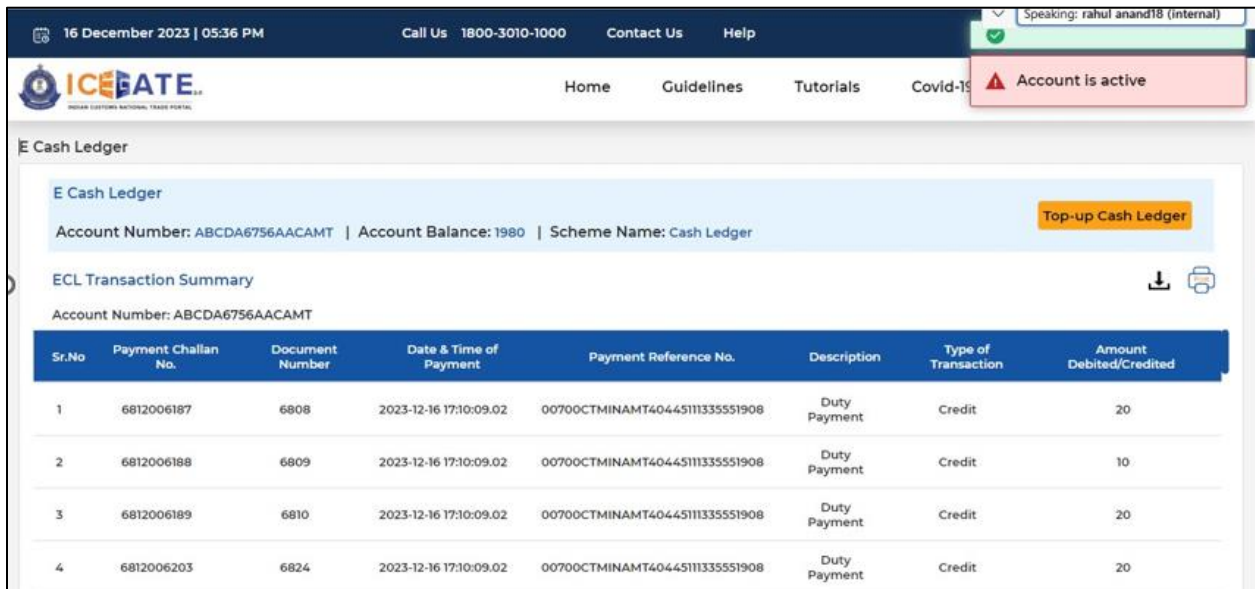
- f) User will click on Activate Cash Ledger Account.



- g) User will click on Enter OTP sent on registered mobile and email ID and click on Validate.



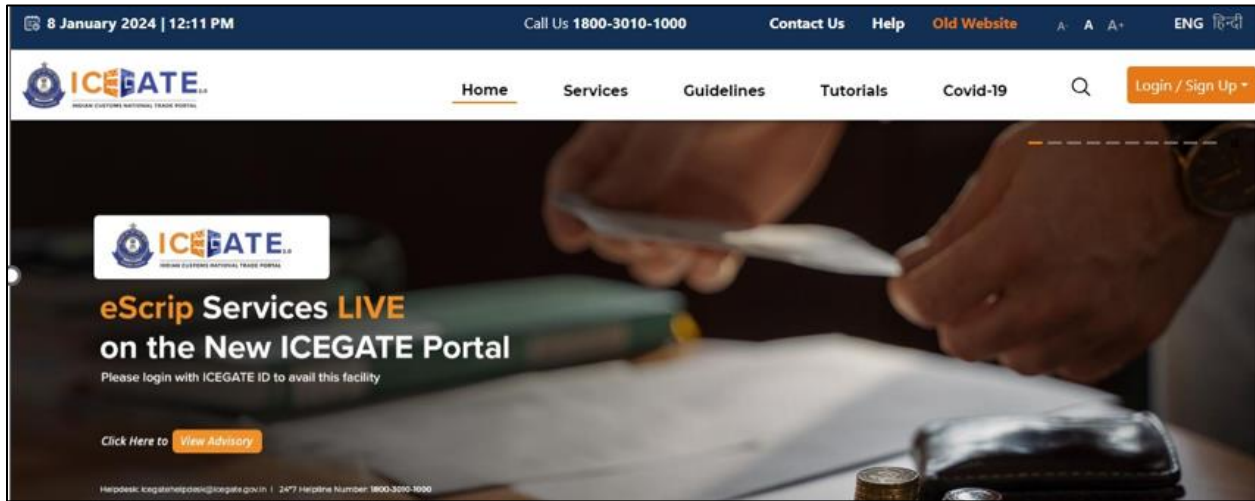
h) Once the OTP is validated, Account is Active message will be displayed on the screen and user can view the dashboard.



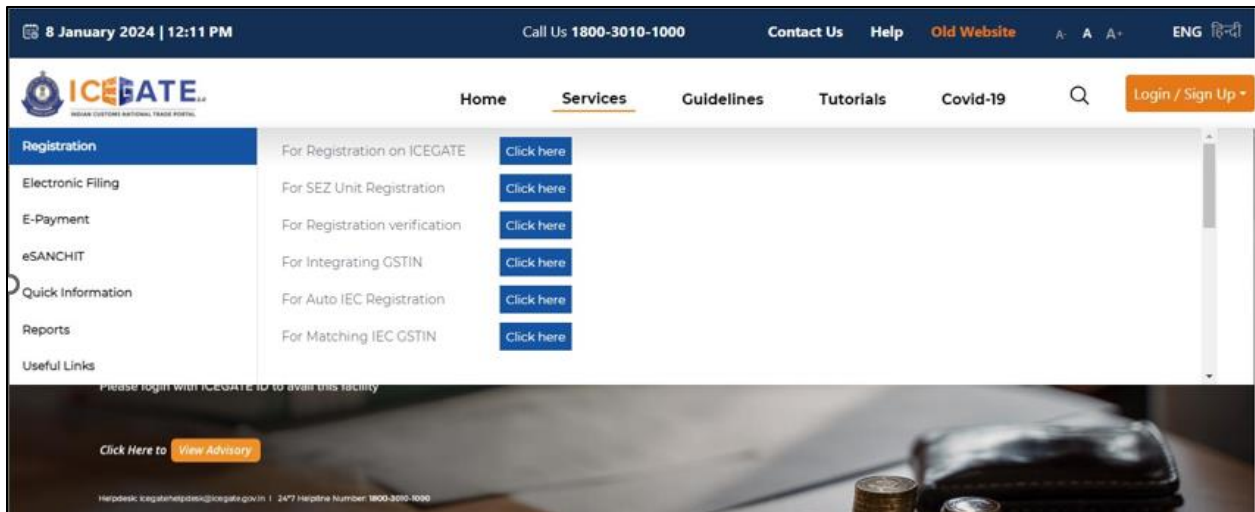
5. View Electronic Cash Ledger account

a) User will go to www.icegate.gov.in.

Directorate General of Systems and Data Management
CENTRAL BOARD OF INDIRECT TAXES & CUSTOMS

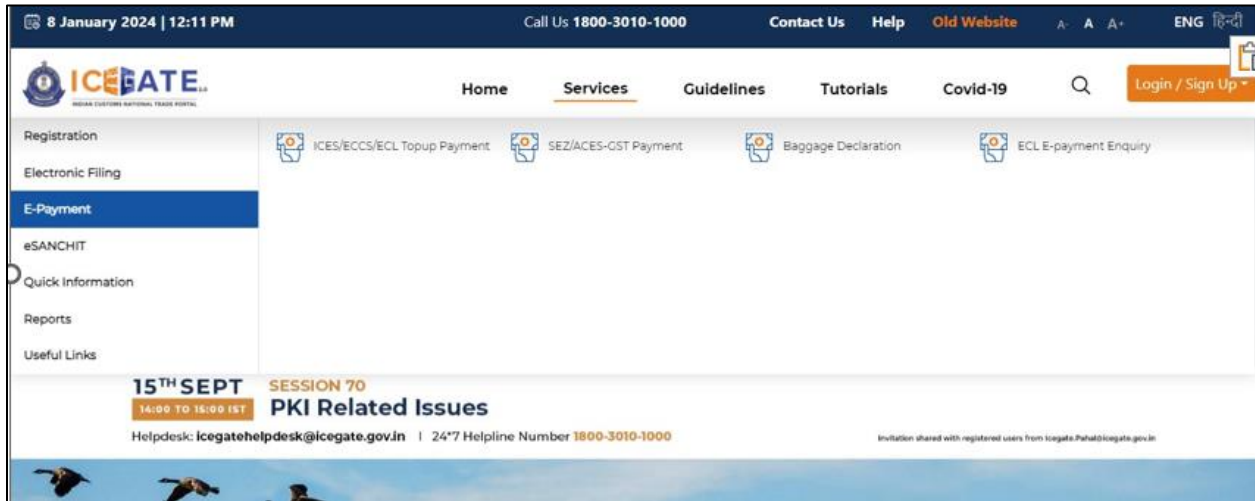


b) On the main website, user will click on Services tab.

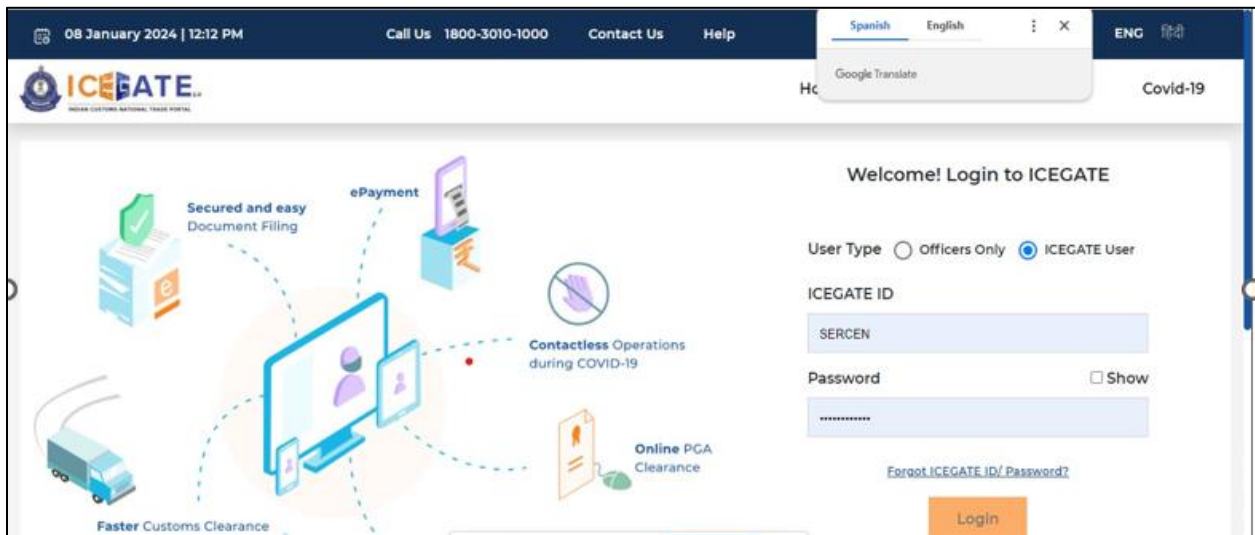


c) User will click on 'E-Payment' option on the left side menu bar and click on ICES/ECCS/ECL Topup Payment from the 4 available options.

Directorate General of Systems and Data Management
CENTRAL BOARD OF INDIRECT TAXES & CUSTOMS

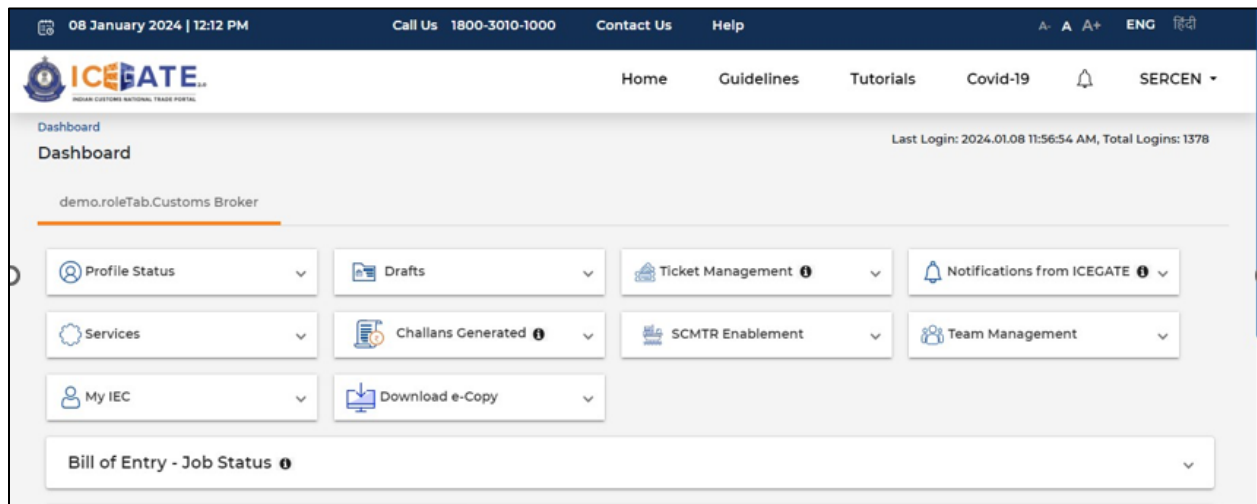


d) User will fill the credentials and click on Login.

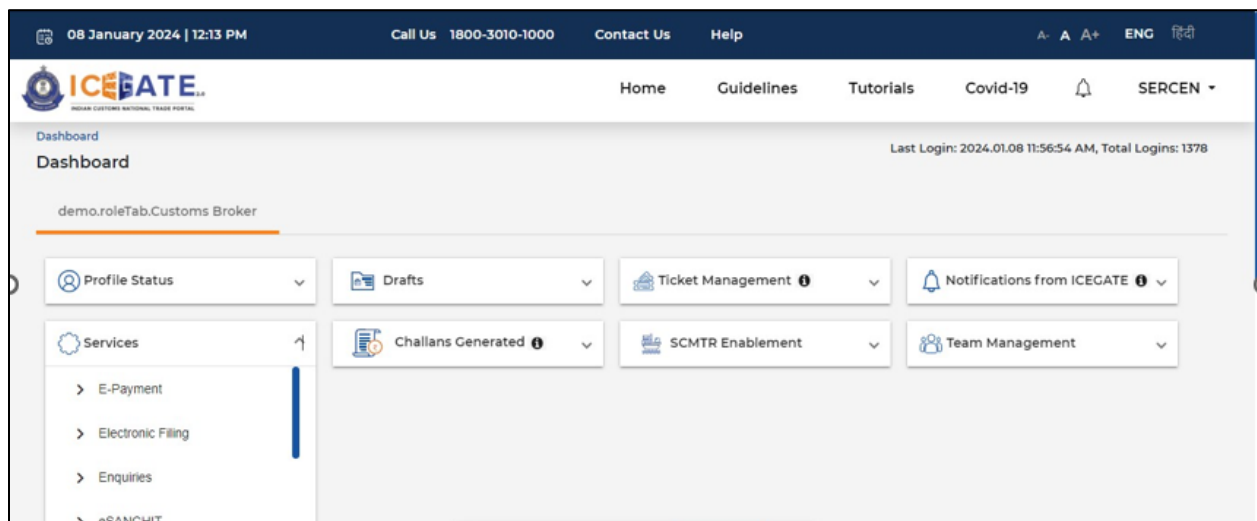


e) Once login is successful, user will be directed to 'ICEGATE Dashboard' page.

Directorate General of Systems and Data Management
CENTRAL BOARD OF INDIRECT TAXES & CUSTOMS

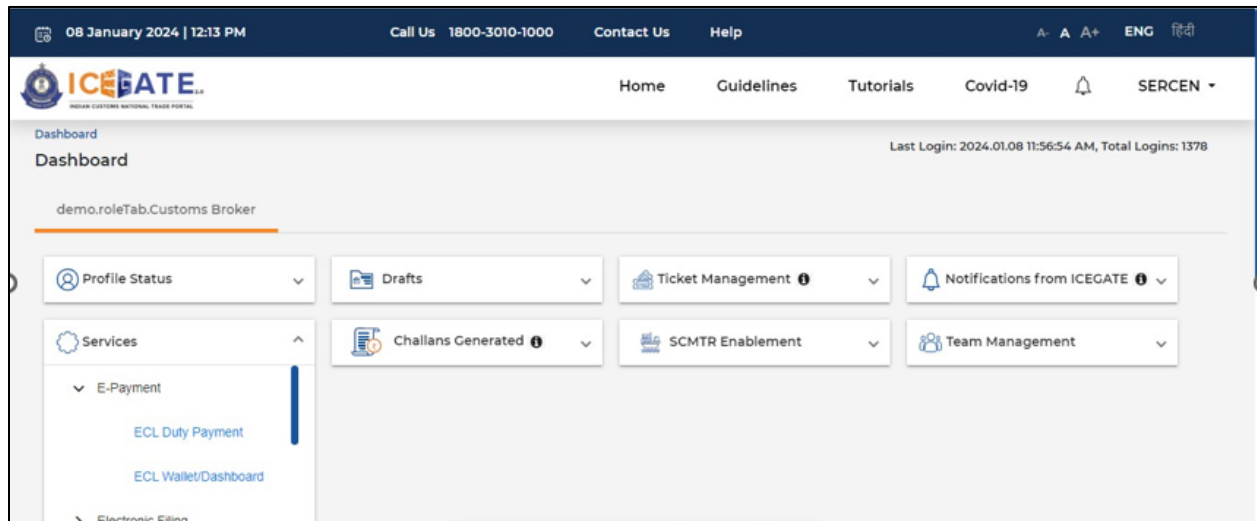


f) Now user will click on 'Services' Option.

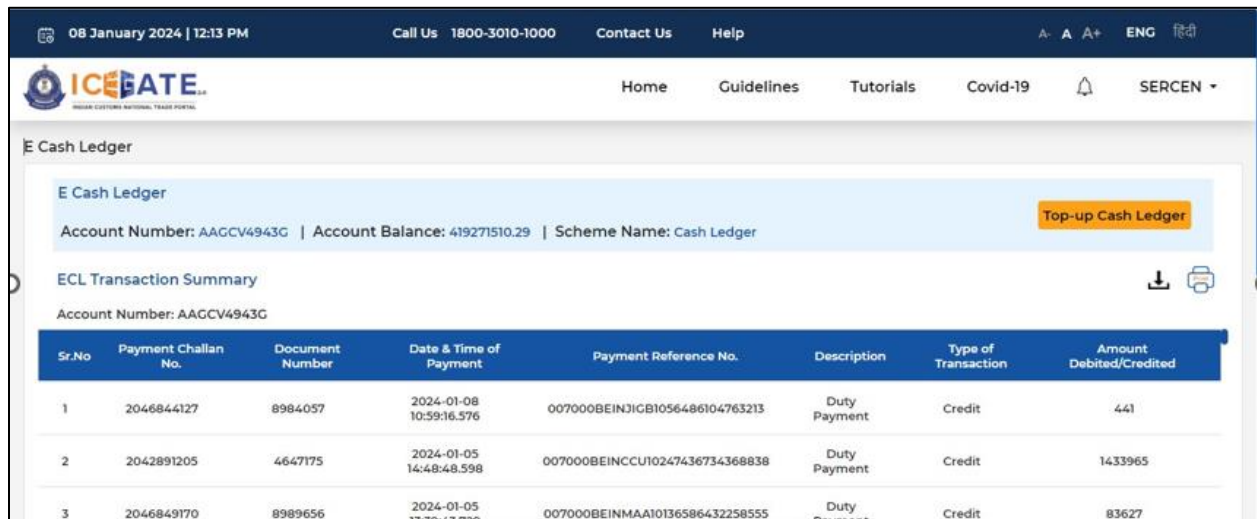


g) Once user clicks on E-Payment, 2 options will be available- ECL Duty Payment and ECL Wallet/Dashboard.

Directorate General of Systems and Data Management
CENTRAL BOARD OF INDIRECT TAXES & CUSTOMS

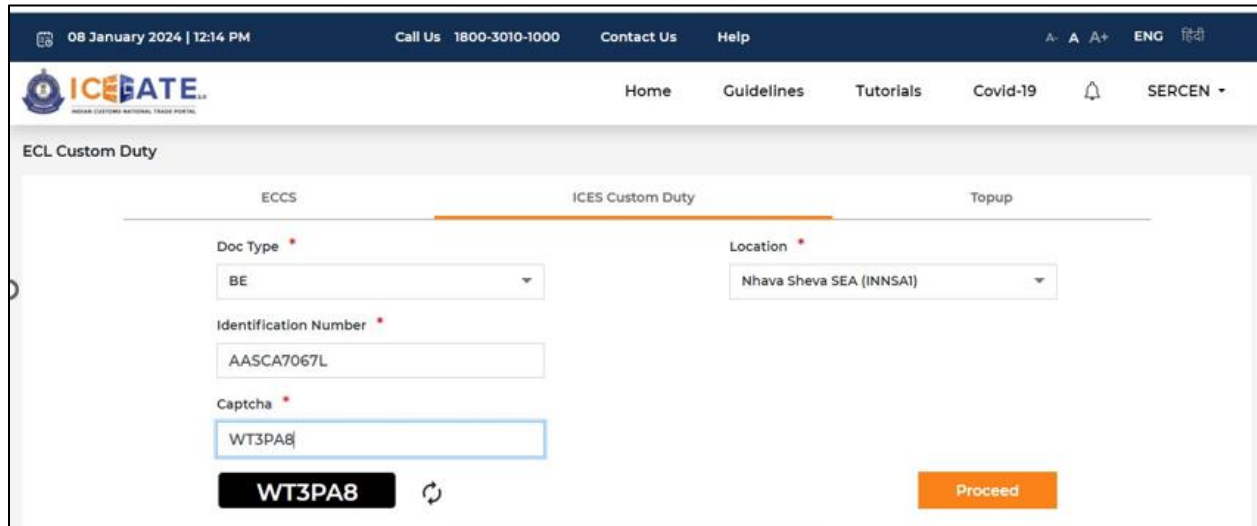


h) (i) If user clicks on ECL Wallet/Dashboard, the ECL transaction summary will be visible to the user. User can download/print upto 50 to 100 transaction details.



(ii) If user clicks on ECL duty Payment, then the following challan payment options will be visible to the user-

- a) ECCS
- b) ICES Custom Duty
- c) Topup



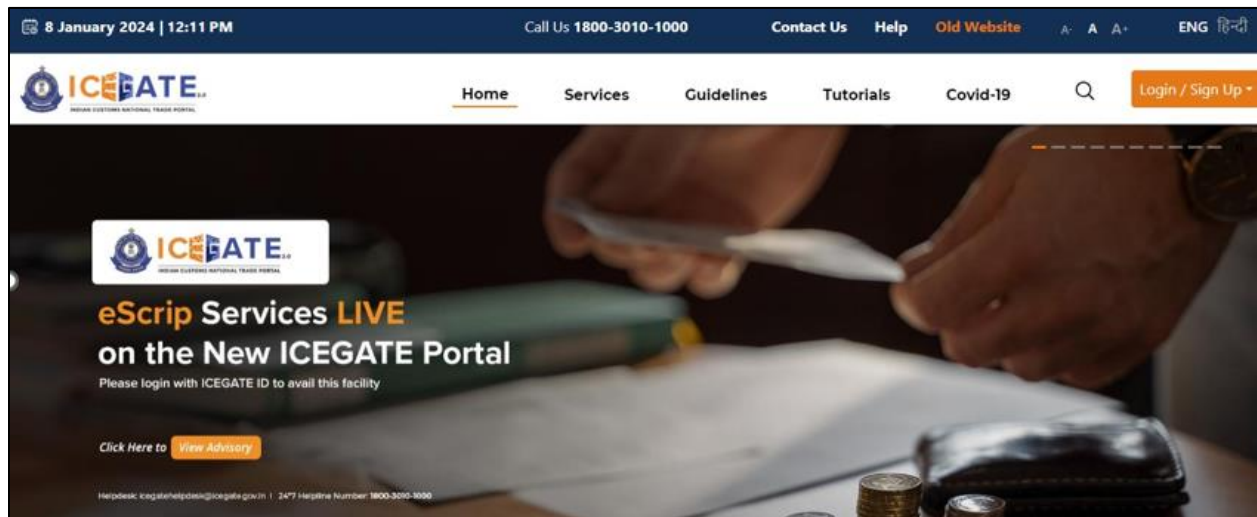
The screenshot shows the ICEGATE portal interface for ECL Custom Duty. The page title is "ECL Custom Duty". There are three tabs: "ECCS", "ICES Custom Duty" (which is selected), and "Topup". The form contains the following fields:

- Doc Type: BE
- Location: Nhava Sheva SEA (INNSAI)
- Identification Number: AASCA7067L
- Captcha: WT3PA8

There is a "Proceed" button and a refresh button for the captcha.

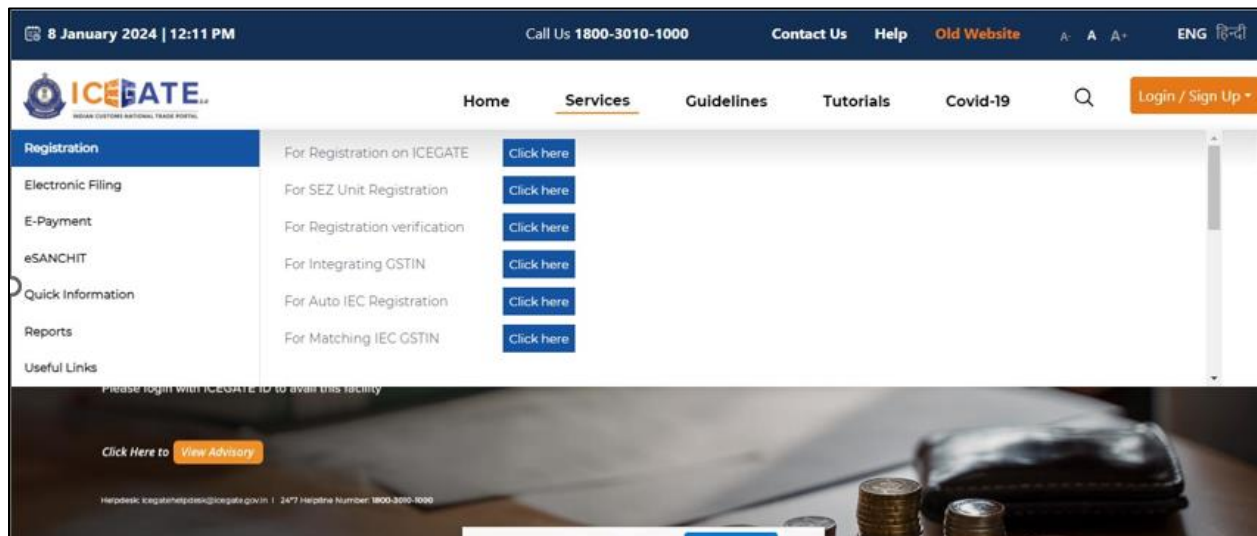
6. Top-up Electronic Cash Ledger account

a) User will go to www.icegate.gov.in.

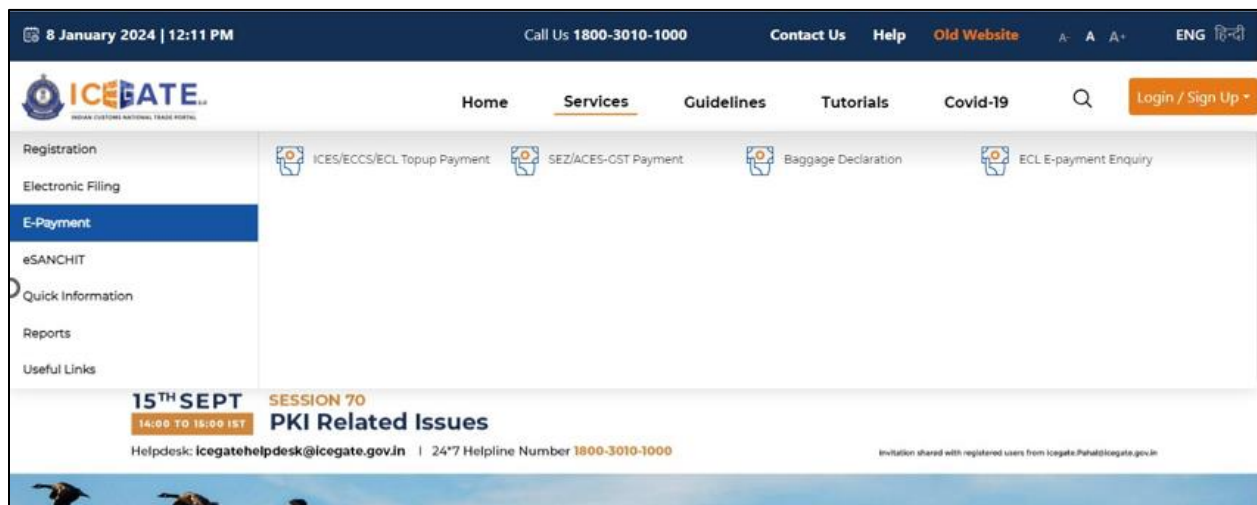


b) On the main website, user will click on Services tab.

Directorate General of Systems and Data Management
CENTRAL BOARD OF INDIRECT TAXES & CUSTOMS

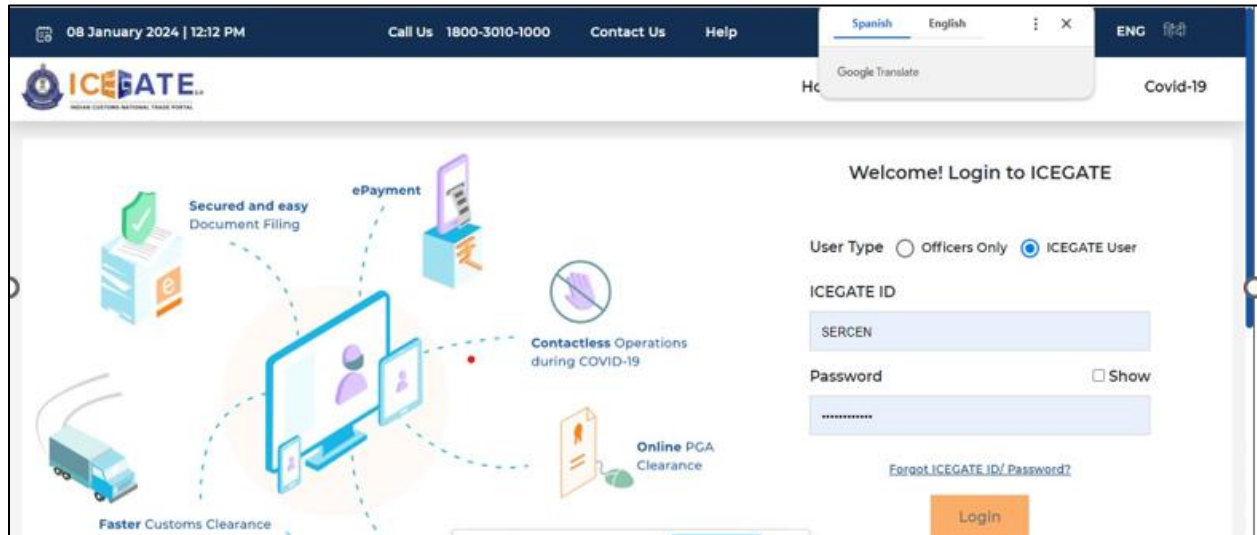


- c) User will click on 'E-Payment' option on the left side menu bar and select ICES/ECCS/ECL Topup Payment.

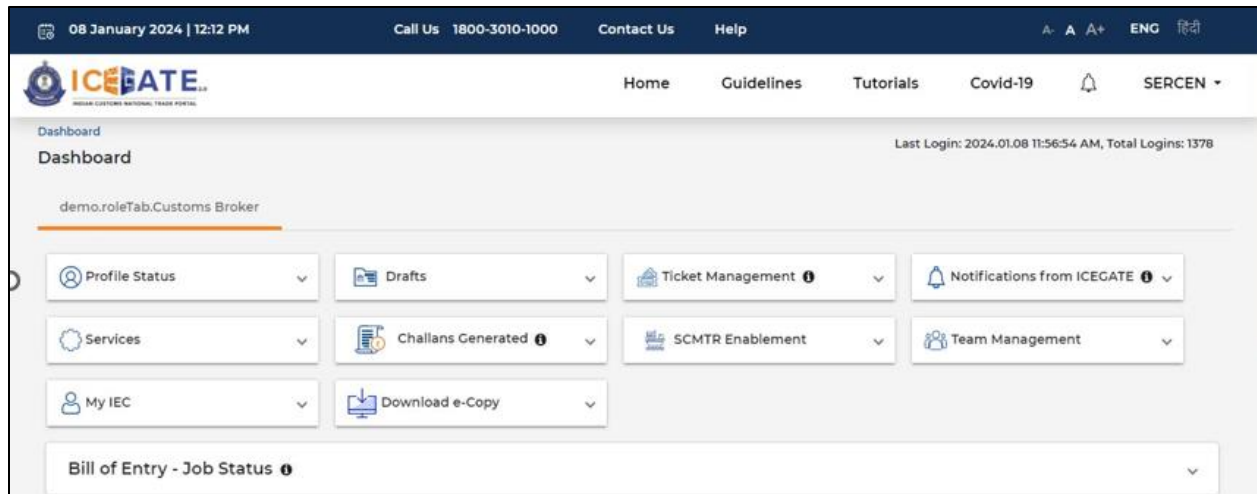


- d) User will fill the credentials and click on Login.

Directorate General of Systems and Data Management
CENTRAL BOARD OF INDIRECT TAXES & CUSTOMS

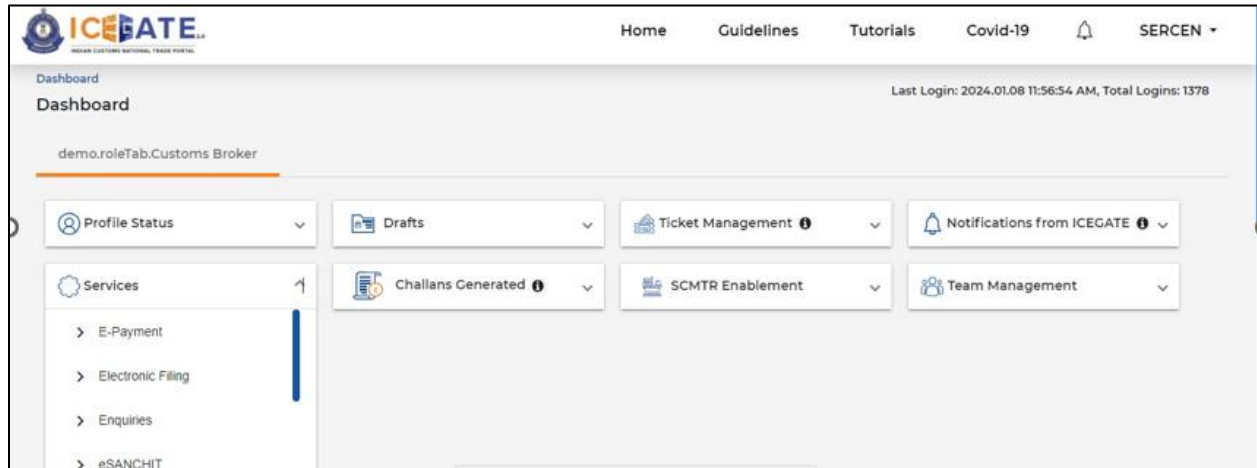


e) Once login is successful, user will be directed to 'ICEGATE Dashboard' page.

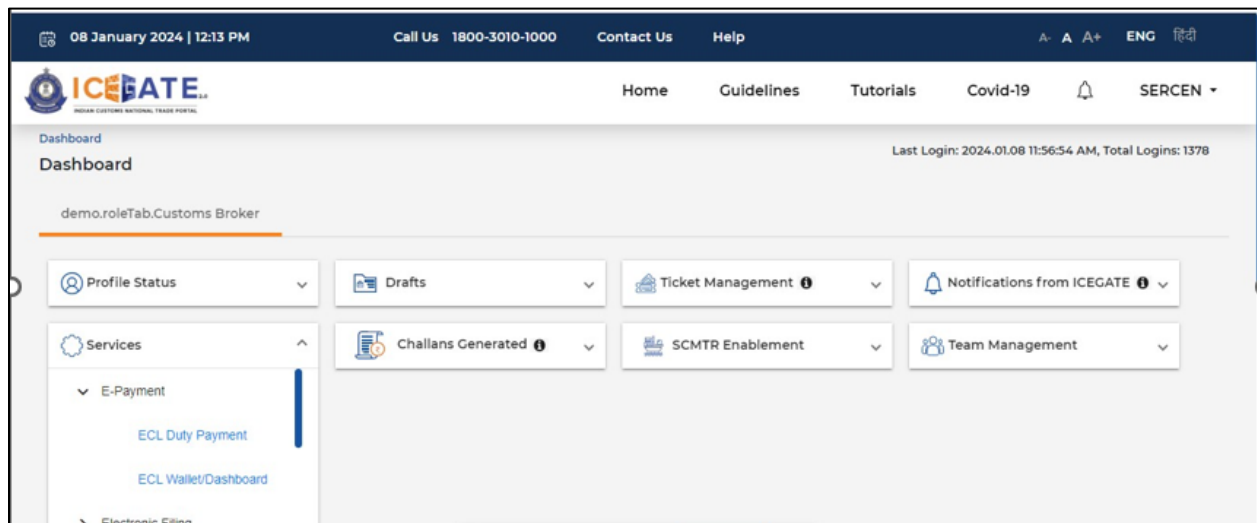


f) Now user will click on 'Services' Option.

Directorate General of Systems and Data Management
CENTRAL BOARD OF INDIRECT TAXES & CUSTOMS

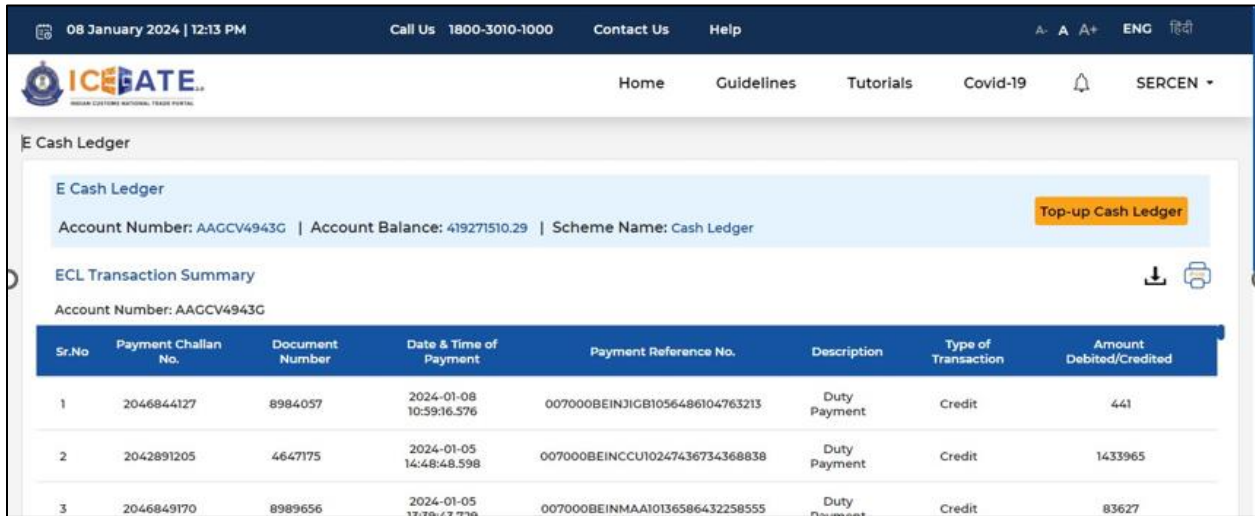


- g) Once user clicks on E-Payment, 2 options will be available- ECL Duty Payment and ECL Wallet/Dashboard. User will click on ECL Wallet/Dashboard.



- h) For top up, user will click on Top-up Cash Ledger option.

Directorate General of Systems and Data Management
CENTRAL BOARD OF INDIRECT TAXES & CUSTOMS



08 January 2024 | 12:13 PM Call Us 1800-3010-1000 Contact Us Help A- A+ ENG

Home Guidelines Tutorials Covid-19 SERCEN

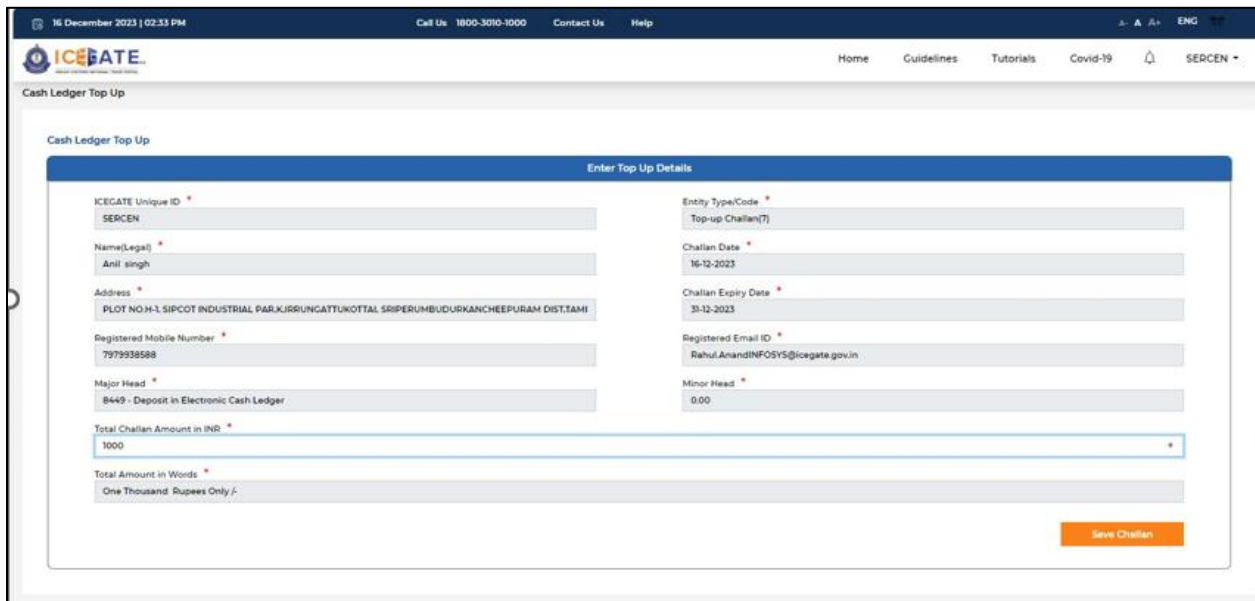
E Cash Ledger

E Cash Ledger
Account Number: AAGCV4943G | Account Balance: 419271510.29 | Scheme Name: Cash Ledger Top-up Cash Ledger

ECL Transaction Summary
Account Number: AAGCV4943G

Sr.No	Payment Challan No.	Document Number	Date & Time of Payment	Payment Reference No.	Description	Type of Transaction	Amount Debited/Credited
1	2046844127	8984057	2024-01-08 10:59:16.576	007000BEIN3ICB1056486104763213	Duty Payment	Credit	441
2	2042891205	4647175	2024-01-05 14:48:48.598	007000BEINCCU10247436734368838	Duty Payment	Credit	1433965
3	2046849170	8989656	2024-01-05 17:39:47.739	007000BEINMAA10136586432258555	Duty Payment	Credit	83627

- i) User will fill the top-up challan amount as mentioned below and click on 'Save Challan' button for generation of top up challan.



16 December 2023 | 02:55 PM Call Us 1800-3010-1000 Contact Us Help A- A+ ENG

Home Guidelines Tutorials Covid-19 SERCEN

Cash Ledger Top Up

Cash Ledger Top Up

Enter Top Up Details

ICEGATE Unique ID *
SERCEN

Entity Type/Code *
Top-up Challan(7)

Name(Legal) *
Anil singh

Challan Date *
16-12-2023

Address *
PLOT NO H-1, SIPCOT INDUSTRIAL PARK, IRRUNGATTUKOTTAI, SRIPERUMBUDURKANCHEEPURAM DISTTAMI

Challan Expiry Date *
31-12-2023

Registered Mobile Number *
7979938588

Registered Email ID *
Rahul.Anand@NFOSYS@icegate.gov.in

Major Head *
8449 - Deposit in Electronic Cash Ledger

Minor Head *
0.00

Total Challan Amount in INR *
1000

Total Amount in Words *
One Thousand Rupees Only/-

Save Challan

- j) Once the user clicks on Save challan, the details will be saved and user will click on 'Proceed for Payment'.

Directorate General of Systems and Data Management
CENTRAL BOARD OF INDIRECT TAXES & CUSTOMS

16 December 2023 | 02:33 PM Call Us 1800-3010-1000 Contact Us Help

ICEGATE Home Guidelines Tutorials Challan Data Saved successfully

Cash Ledger Top Up

Cash Ledger Top Up

Enter Top Up Details

ICEGATE Unique ID * SERCEN	Entry Type/Code * Top-up Challan(7)
Name(Legal) * Anil singh	Challan Date * 16-12-2023
Address * PLOT NO-H-1, SIPCOT INDUSTRIAL PARK, IRRUNGATTUKOTTAI SRIPERUMBUDURKANCHEEPURAM DISTTAMI	Challan Expiry Date * 31-12-2023
Registered Mobile Number * 7979938588	Registered Email ID * Rahul.Anand@infosys@icagate.gov.in
Major Head * 8449 - Deposit in Electronic Cash Ledger	Minor Head * 0.00
Total Challan Amount in INR * 1000	
Total Amount in Words * One Thousand Rupees Only /-	

Proceed For Payment

k) User will be directed to List of unpaid challans, where user can select the challans from the list of challans as mentioned below.

16 December 2023 | 02:35 PM Call Us 1800-3010-1000 Contact Us Help

ICEGATE Home Guidelines Tutorials Covid-19 SERCEN

ECL Custom Duty


List of Unpaid Challans

Identification Number : *****943G Location Code : topUp(NMAA) Document Type : CL

Sr No	Select	Challan Number	Challan Date	Document Number	Document Date	Total Amount
1	<input checked="" type="checkbox"/>	5252006773	Dec 16, 2023, 2:33:44 PM	1704036444	16-12-2023	1000

You can select maximum 10 challans at a time

Back Confirm Challan

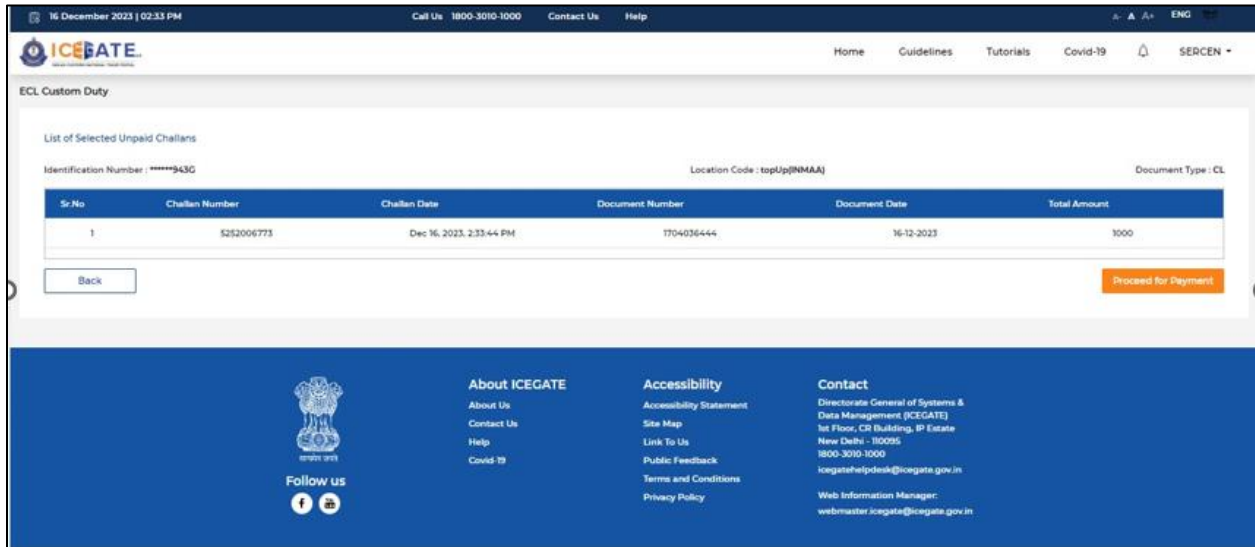

Follow us
[About ICEGATE](#)
[About Us](#)
[Contact Us](#)
[Help](#)
[Covid-19](#)

Accessibility
[Accessibility Statement](#)
[Site Map](#)
[Link To Us](#)
[Public Feedback](#)
[Terms and Conditions](#)
[Privacy Policy](#)

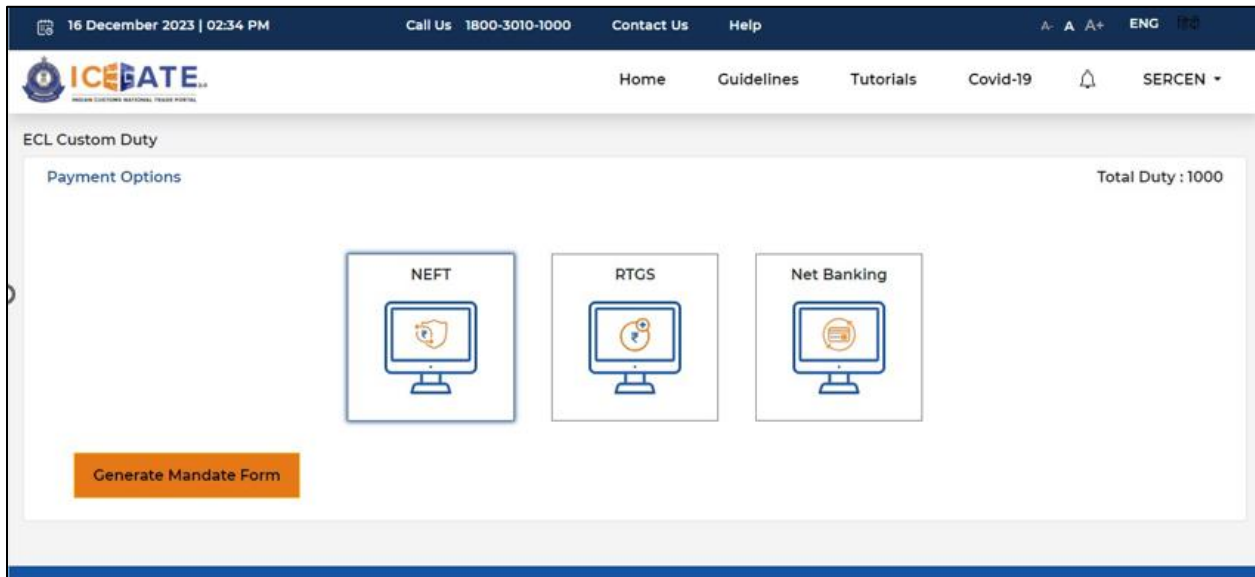
Contact
 Directorate General of Systems & Data Management (DG-S&DM)
 1st Floor, C2 Building, IP Estate
 New Delhi - 110095
 1800-3010-1000
icagatehelpdesk@icagate.gov.in
 Web Information Manager:
webmaster.icagate@icagate.gov.in

l) After selecting the challans, user will click on Proceed for Payment.

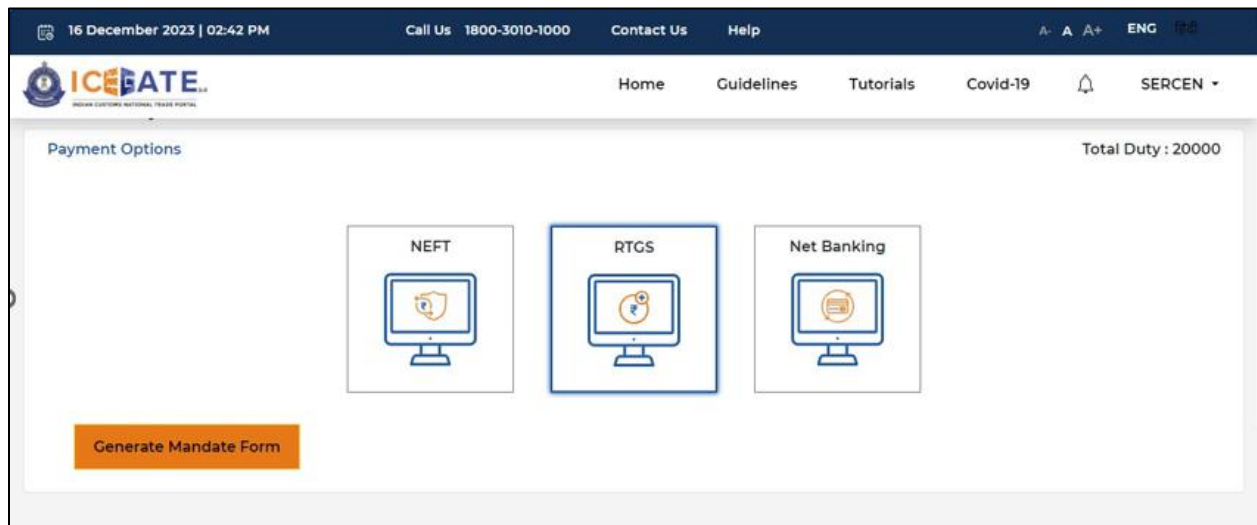
Directorate General of Systems and Data Management
CENTRAL BOARD OF INDIRECT TAXES & CUSTOMS



m) User will be directed to payment option where NEFT, RTGS and Netbanking modes of payment will be available . User can select any mode of payment. By default NEFT Mode of payment is selected.



n) If user selects NEFT/RTGS as mode of payment, an option to generate mandate form will be available as shown in below screen.



- o) After clicking on Generate Mandate form, a Mandate Form with the relevant details will be generated. After that user can make payment through Internet Banking or Over the Counter (OTC) by taking the print of the Mandate form. Once the transaction is successful, user can check the E-Cash Ledger balance on the dashboard. However, it will take around 30 minutes to 60 minutes to reflect balance on E-Cash Ledger dashboard.


Note: NEFT/RTGS system will not provide payment confirmation status on following days:


1. All Sundays
2. Every 2nd and 4th Saturday in a month
3. National Holidays (26th January, 15th August and 2nd October)


Directorate General of Systems and Data Management
CENTRAL BOARD OF INDIRECT TAXES & CUSTOMS

16 December 2023 | 02:42 PM Call Us 1800-3010-1000 Contact Us Help ENG हिंदी

ICEGATE 2.0 Home Guidelines Tutorials Covid-19 SERCEN

NEFT


RTGS


Net Banking


Mandate Form Details

<p>Account Number 007000CLOINMAA0242219703919770</p>	<p>Account Name RBI</p>
<p>Virtual IFSC Code RBIS0ICGPMT</p>	<p>Challan Expiry Date 2023-12-31 14:42:07.684</p>
<p>Total Duty Amount 20000.00</p>	





















[Print/Save](#) [Home](#)

p) If user selects Net Banking as mode of Payment, the list of authorized banks will be displayed from which user can select the desired bank for payment and click on 'Make Payment' button.

08 January 2024 | 12:18 PM Call Us 1800-3010-1000 Contact Us Help ENG हिंदी

ICEGATE 2.0 Home Guidelines Tutorials Covid-19 SERCEN

Pay Using Net Banking

 <input type="radio"/> State Bank of India	 <input type="radio"/> FEDERAL BANK	 <input type="radio"/> INDIAN BANK	 <input type="radio"/> DHANL AXMI BANK	 <input type="radio"/> CANARA BANK	 <input type="radio"/> CENTRAL BANK OF INDIA
 <input type="radio"/> Bank of Maharashtra	 <input type="radio"/> IndusInd Bank	 <input type="radio"/> ICICI BANK	 <input type="radio"/> HDFC BANK	 <input type="radio"/> BANK OF INDIA	 <input type="radio"/> IDBI BANK
 <input type="radio"/> KOTAK BANK	 <input type="radio"/> Indian Overseas Bank	 <input type="radio"/> Union Bank of India	 <input type="radio"/> Karur Vysya Bank	 <input type="radio"/> SOUTH INDIAN BANK	 <input type="radio"/> AXIS BANK
 <input type="radio"/> Bank of Baroda	 <input type="radio"/> Karnataka Bank				

meet.google.com is sharing a window. [Stop sharing](#) [Hide](#)

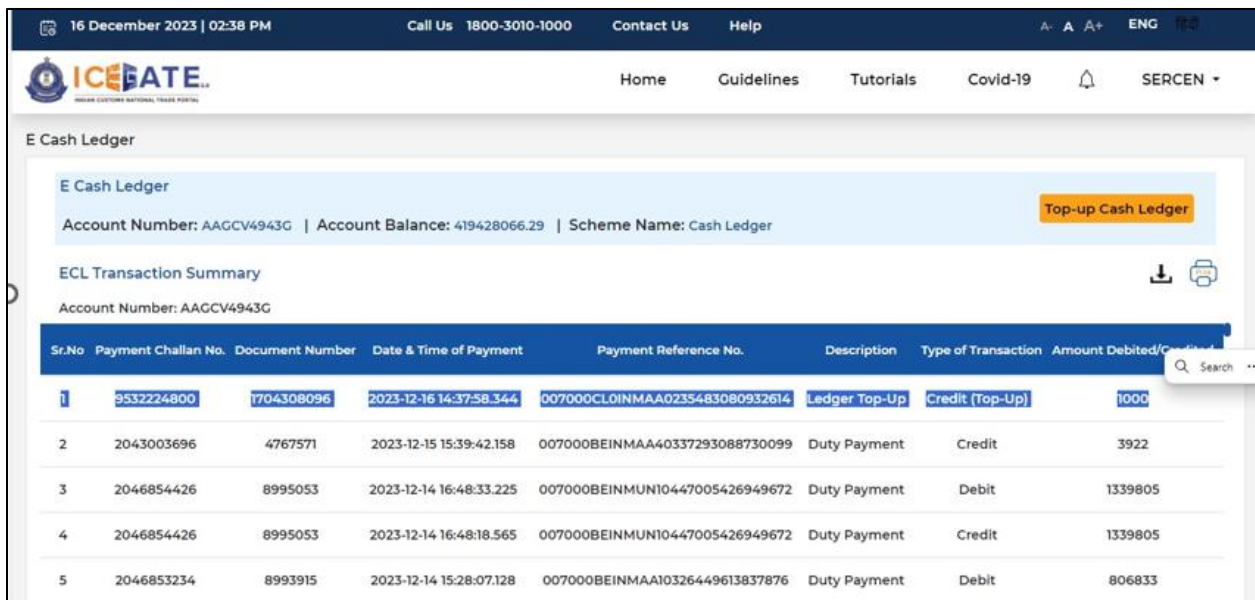
[Make Payment](#)

Directorate General of Systems and Data Management
CENTRAL BOARD OF INDIRECT TAXES & CUSTOMS

- q) User will be routed to Bank's Internet Banking page and once the payment is successful, user will be re-directed to ICEGATE page with 'Transaction Successful' message.



- r) User can check the E-Cash Ledger account balance on the E-Cash Ledger dashboard



The screenshot shows the ICEGATE E-Cash Ledger dashboard. At the top, it displays the date and time: "16 December 2023 | 02:38 PM". Below the logo, there are navigation links: "Home", "Guidelines", "Tutorials", "Covid-19", and "SERCEN".

The main section is titled "E Cash Ledger" and contains the following information:

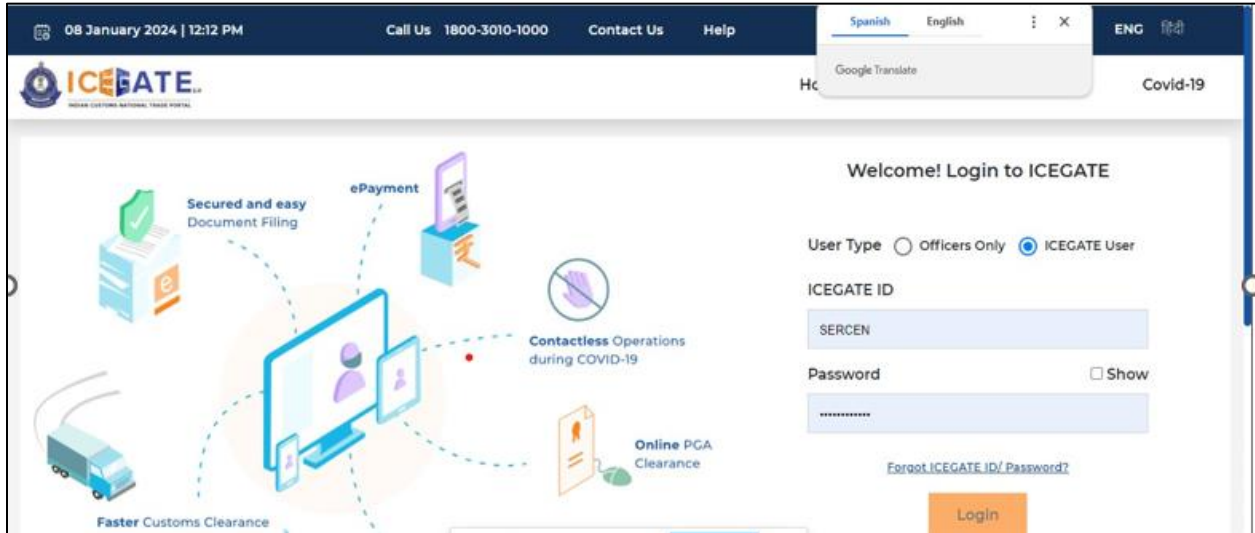
- Account Number: AAGCV4943G | Account Balance: 419428066.29 | Scheme Name: Cash Ledger
- Top-up Cash Ledger button
- ECL Transaction Summary
- Account Number: AAGCV4943G

Below this information is a table with the following columns: Sr.No, Payment Challan No., Document Number, Date & Time of Payment, Payment Reference No., Description, Type of Transaction, and Amount Debited/Credited.

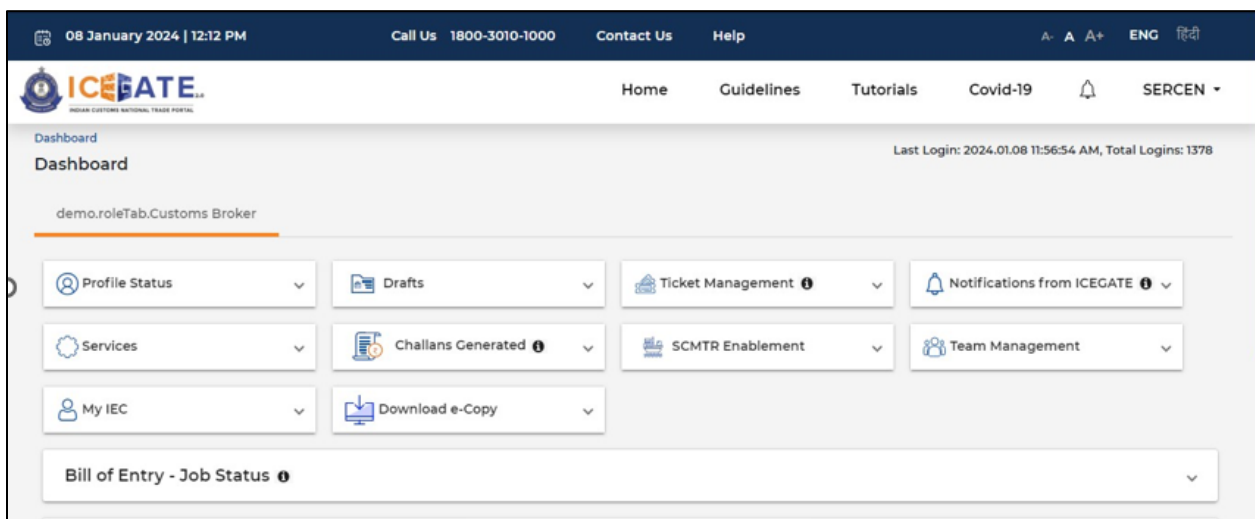
Sr.No	Payment Challan No.	Document Number	Date & Time of Payment	Payment Reference No.	Description	Type of Transaction	Amount Debited/Credited
1	9532224800	1704308096	2023-12-16 14:37:58.344	007000CLOINMAA0235483080932614	Ledger Top-Up	Credit (Top-Up)	1000
2	2043003696	4767571	2023-12-15 15:39:42.158	007000BEINMAA40337293088730099	Duty Payment	Credit	3922
3	2046854426	8995053	2023-12-14 16:48:33.225	007000BEINMUN10447005426949672	Duty Payment	Debit	1339805
4	2046854426	8995053	2023-12-14 16:48:18.565	007000BEINMUN10447005426949672	Duty Payment	Credit	1339805
5	2046853234	8993915	2023-12-14 15:28:07.128	007000BEINMAA10326449613837876	Duty Payment	Debit	806833

Directorate General of Systems and Data Management
CENTRAL BOARD OF INDIRECT TAXES & CUSTOMS

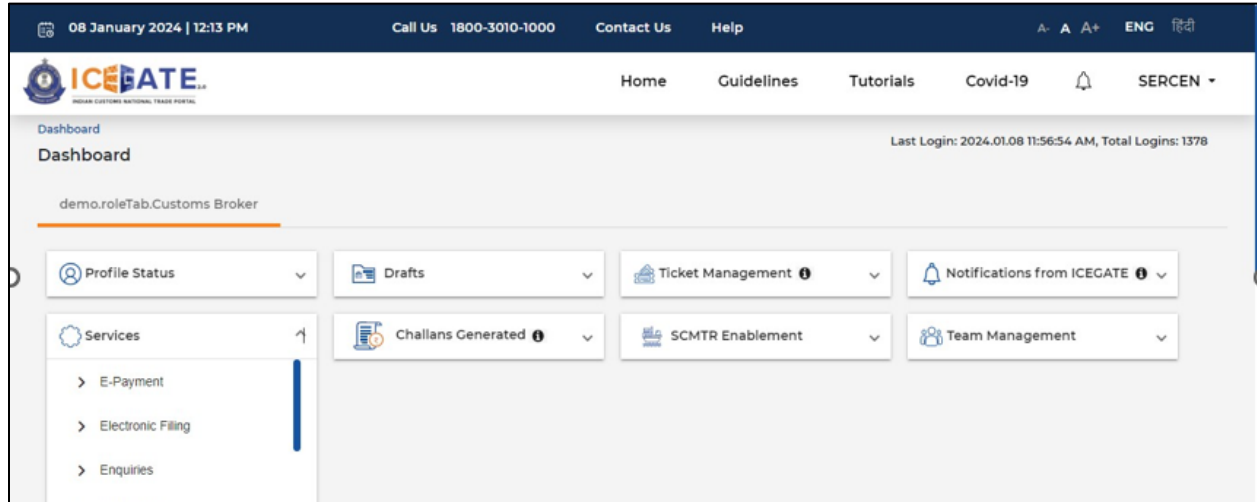
- s) In case user has generated the topup challan and want to pay the same later (within 15 days of generating the challan), then user will login into the ICEGATE website.



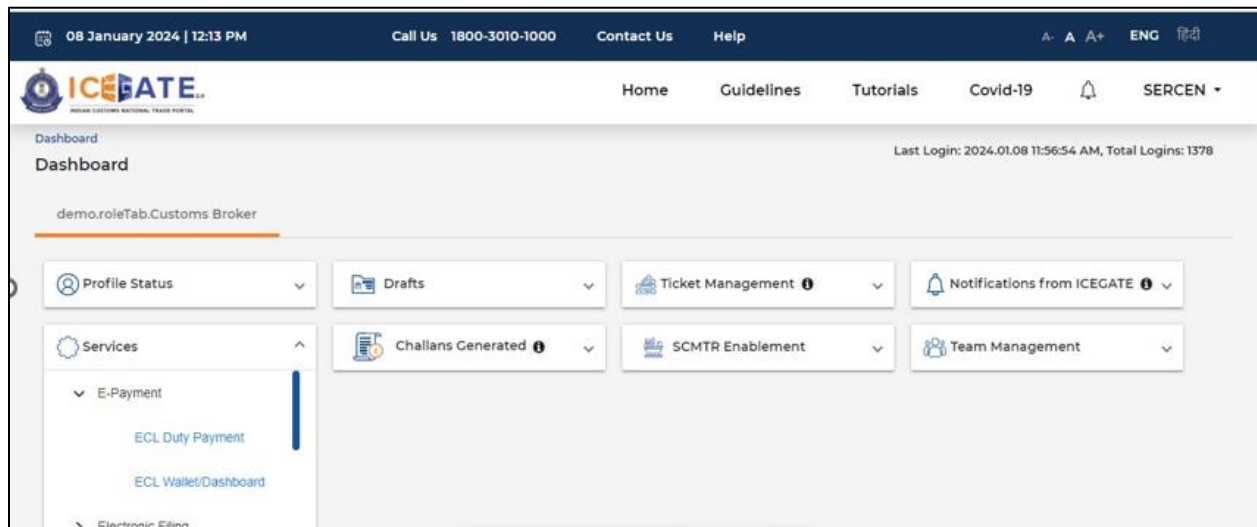
- t) Once login is successful, user will be directed to 'ICEGATE Dashboard' page.



- u) Now user will click on 'Services' Option.

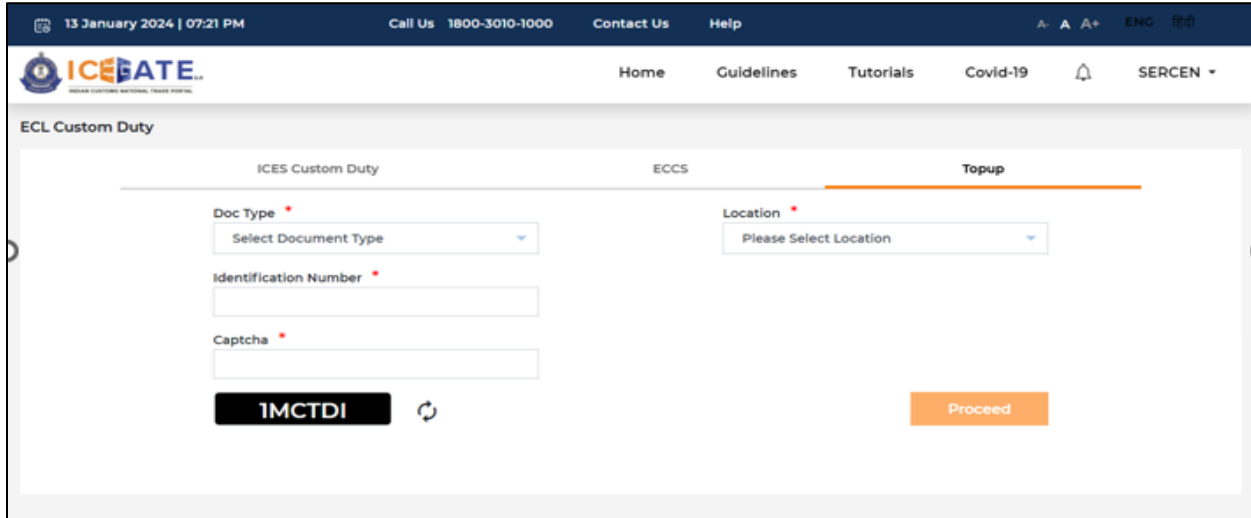


- v) Once user clicks on E-Payment, 2 options will be available- ECL Duty Payment and ECL Wallet/Dashboard.



- w) User will click on ECL duty Payment, then following challan payment options will be visible to the user. User will select Topup and fill the requested details and click on 'Proceed'.
- a. ICES Duty Payment

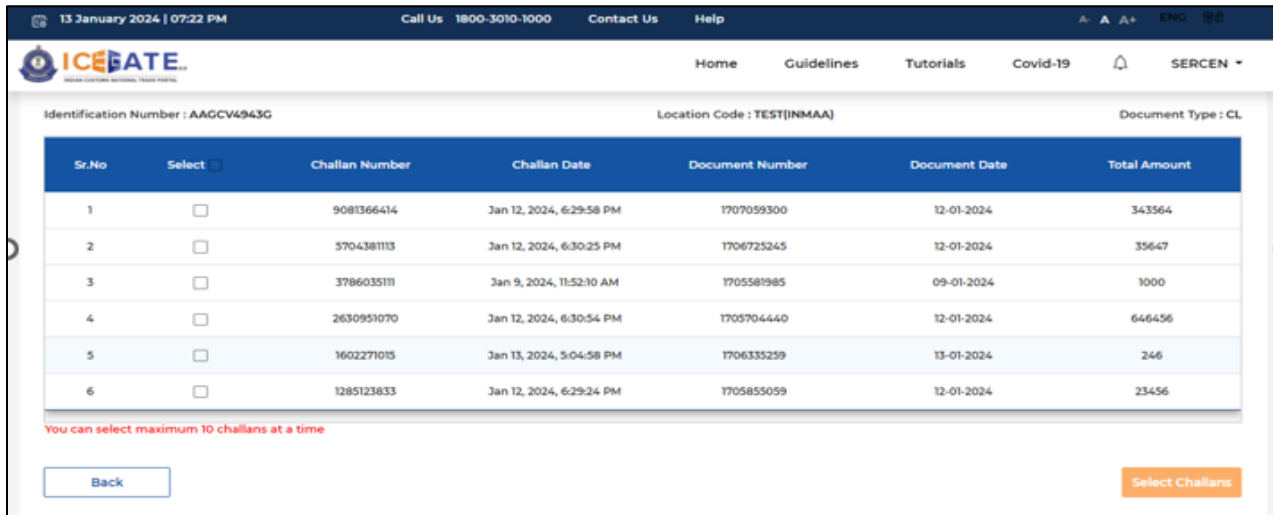
- b. ECCS
- c. Top up Payment



The screenshot shows the 'ECL Custom Duty' form with the 'Topup' tab selected. The form includes the following fields:

- Doc Type:** Select Document Type (dropdown)
- Location:** Please Select Location (dropdown)
- Identification Number:** (text input)
- Captcha:** (text input)
- IMCTDI:** (refresh button)
- Proceed:** (orange button)

- x) The pending topup challans will be visible on the screen. User will select the top up challan for payment and click on 'Select Challans'.



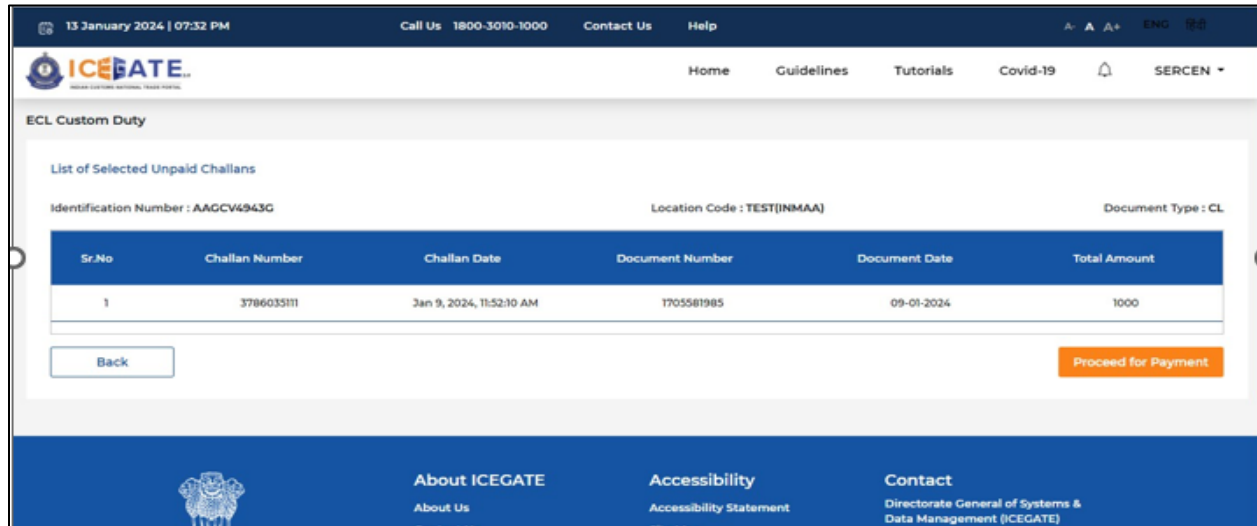
The screenshot shows a list of pending topup challans. The page header includes the Identification Number: AAGCV4943G and Location Code: TEST(INMAA). The table below lists the details of the challans:

Sr.No	Select	Challan Number	Challan Date	Document Number	Document Date	Total Amount
1	<input type="checkbox"/>	9081366414	Jan 12, 2024, 6:29:58 PM	1707059300	12-01-2024	343564
2	<input type="checkbox"/>	5704381113	Jan 12, 2024, 6:30:25 PM	1706725245	12-01-2024	35647
3	<input type="checkbox"/>	3786035111	Jan 9, 2024, 11:52:10 AM	1705581985	09-01-2024	1000
4	<input type="checkbox"/>	2630951070	Jan 12, 2024, 6:30:54 PM	1705704440	12-01-2024	646456
5	<input type="checkbox"/>	1602271015	Jan 13, 2024, 5:04:58 PM	1706335259	13-01-2024	246
6	<input type="checkbox"/>	1285123833	Jan 12, 2024, 6:29:24 PM	1705855059	12-01-2024	23456

You can select maximum 10 challans at a time

Buttons: [Back](#) | [Select Challans](#)

- y) Once the challan is validated by user, click on 'Proceed for Payment'. User may choose the mode of Payment as NEFT, RTGS or Internet Banking and complete the transaction.



13 January 2024 | 07:32 PM Call Us 1800-3010-1000 Contact Us Help

ICEGATE 2.0 Home Guidelines Tutorials Covid-19 SERCEN

ECL Custom Duty

List of Selected Unpaid Challans

Identification Number : AAGCV4943G Location Code : TEST(INMAA) Document Type : CL

Sr.No	Challan Number	Challan Date	Document Number	Document Date	Total Amount
1	3786035111	Jan 9, 2024, 11:52:10 AM	1705581985	09-01-2024	1000

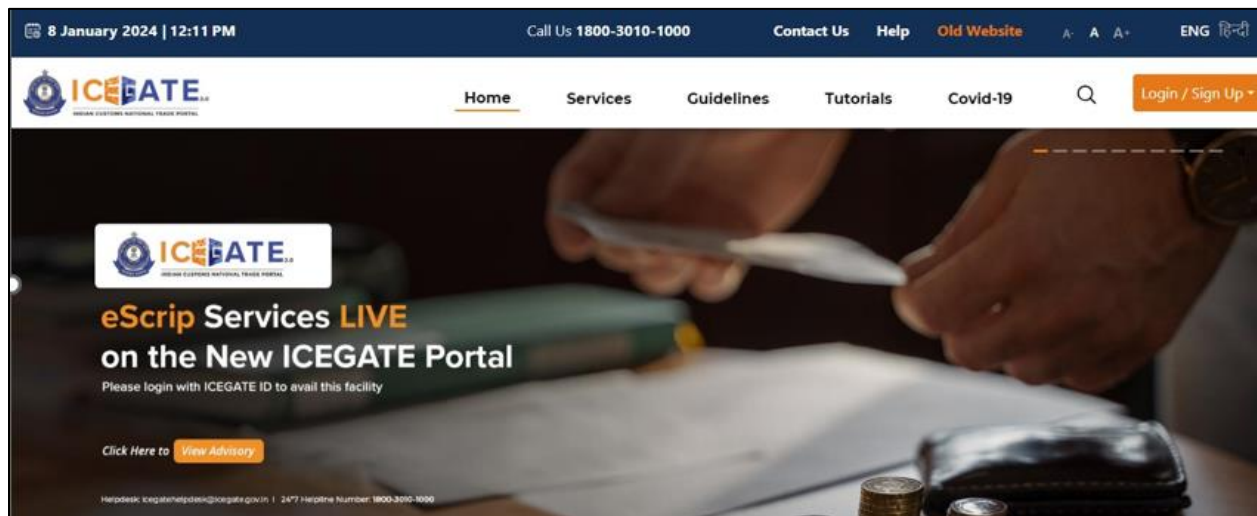
Back Proceed for Payment

About ICEGATE Accessibility Contact
About Us Accessibility Statement Directorate General of Systems & Data Management (ICEGATE)

7. Payment of Custom Duty Challans through different modes

7.1 Challans Payment through NEFT/RTGS

z) User will go to www.icegate.gov.in.



8 January 2024 | 12:11 PM Call Us 1800-3010-1000 Contact Us Help Old Website Login / Sign Up

ICEGATE 2.0 Home Services Guidelines Tutorials Covid-19

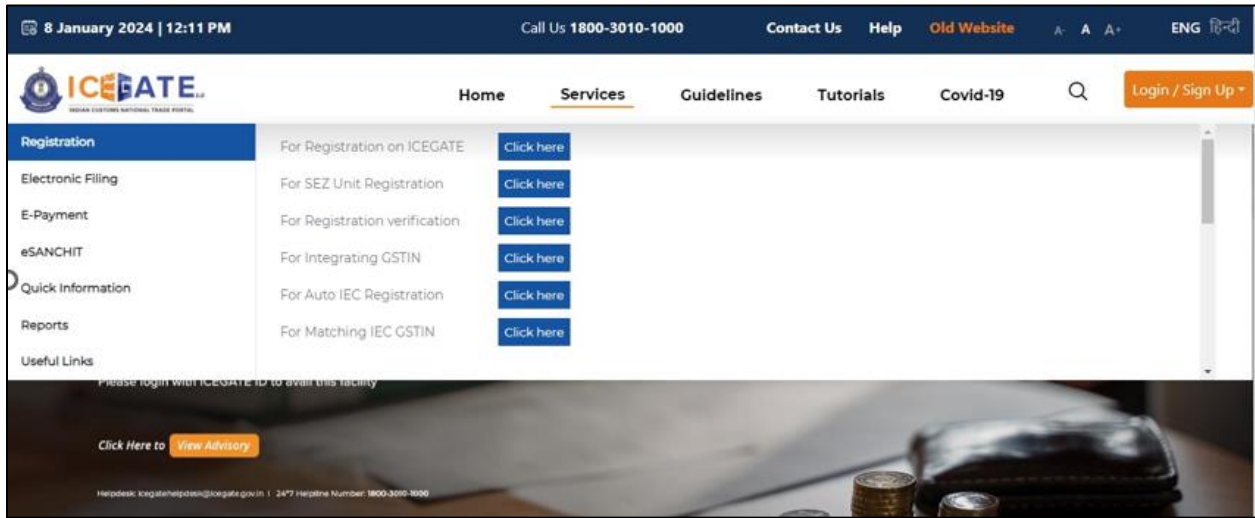
eScrip Services LIVE
on the New ICEGATE Portal
Please login with ICEGATE ID to avail this facility

Click Here to [View Advisory](#)

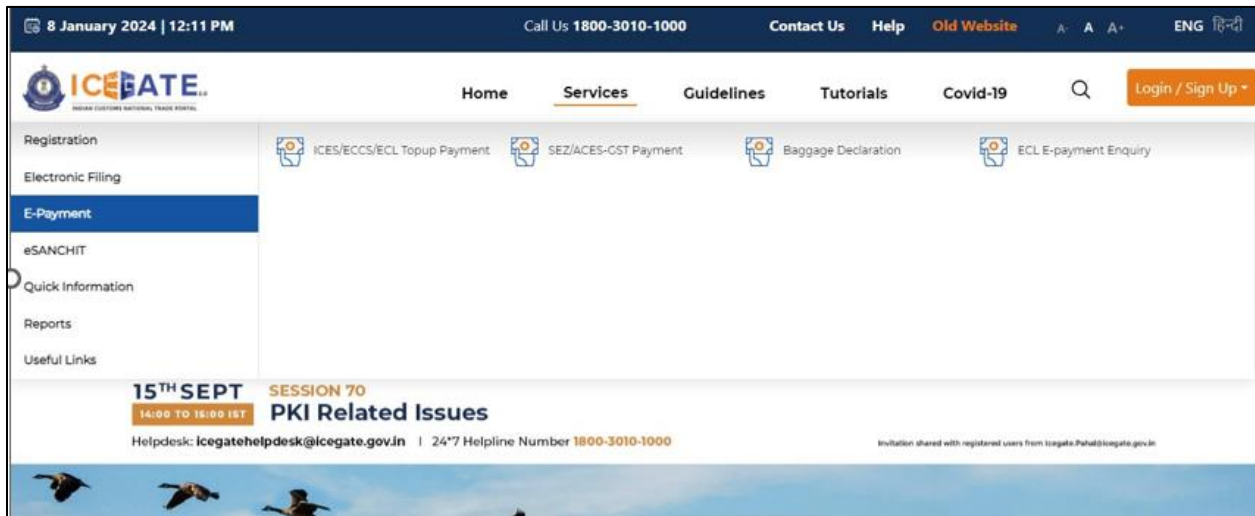
Helpdesk: icegatehelpdesk@icegate.gov.in | 24*7 Helpline Number: 1800-3010-1000

aa) On the main website, user will click on Services tab.

Directorate General of Systems and Data Management
CENTRAL BOARD OF INDIRECT TAXES & CUSTOMS

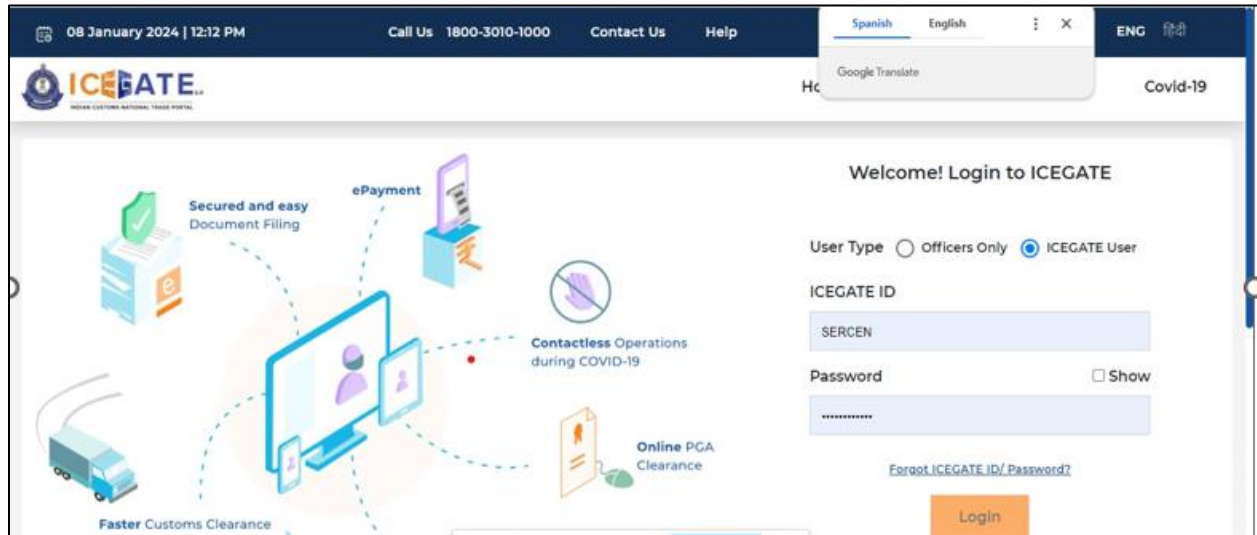


bb) User will click on 'E-Payment' option on the left side menu bar and select ICES/ECCS/ECL Topup Payment.

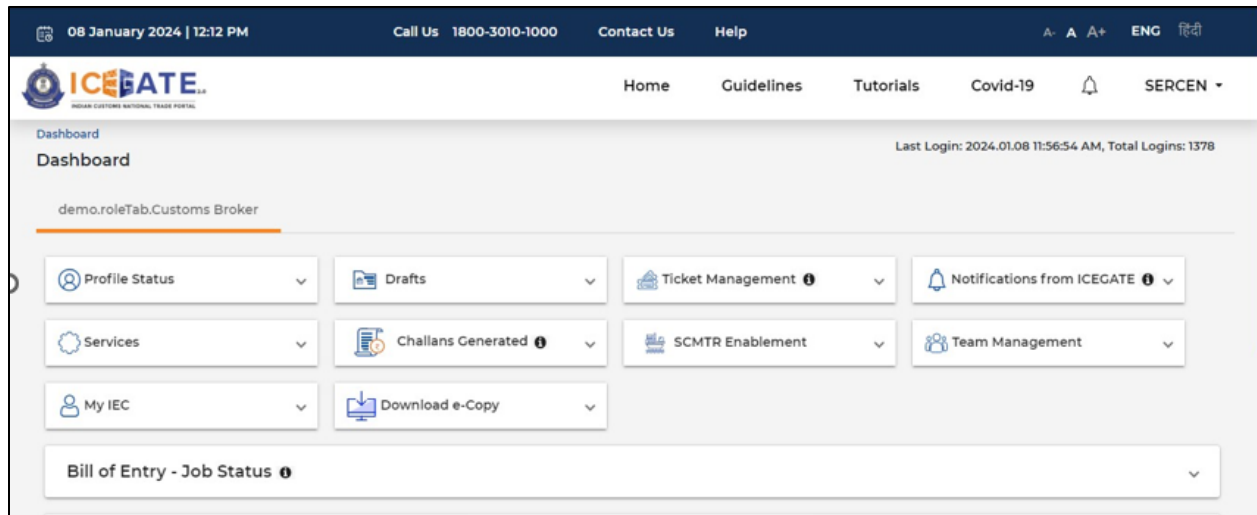


c) User will fill the credentials and click on Login.

Directorate General of Systems and Data Management
CENTRAL BOARD OF INDIRECT TAXES & CUSTOMS

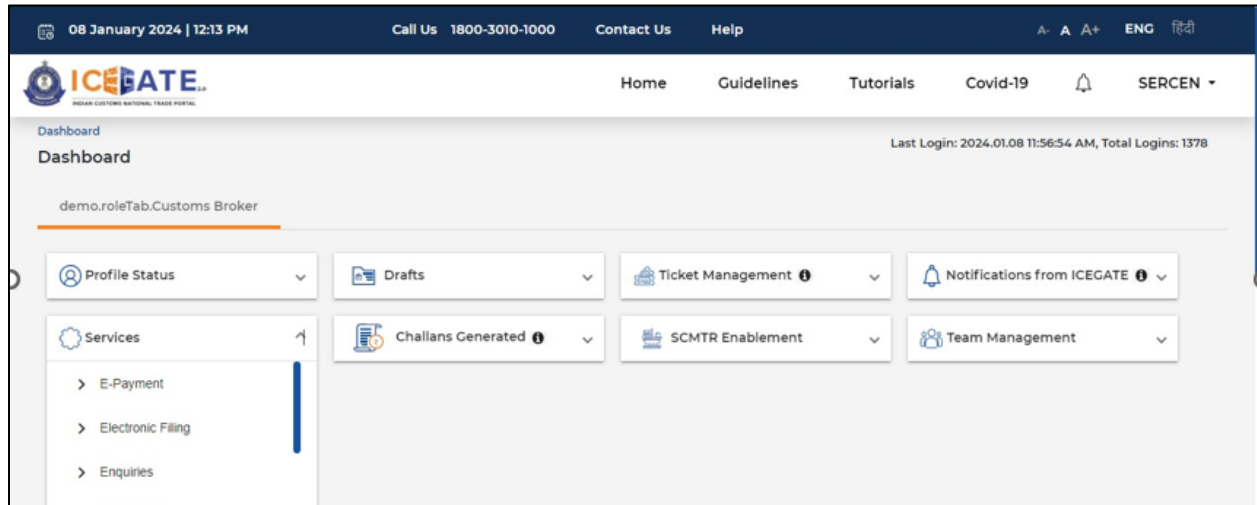


dd) Once login is successful, user will be directed to 'ICEGATE Dashboard' page.

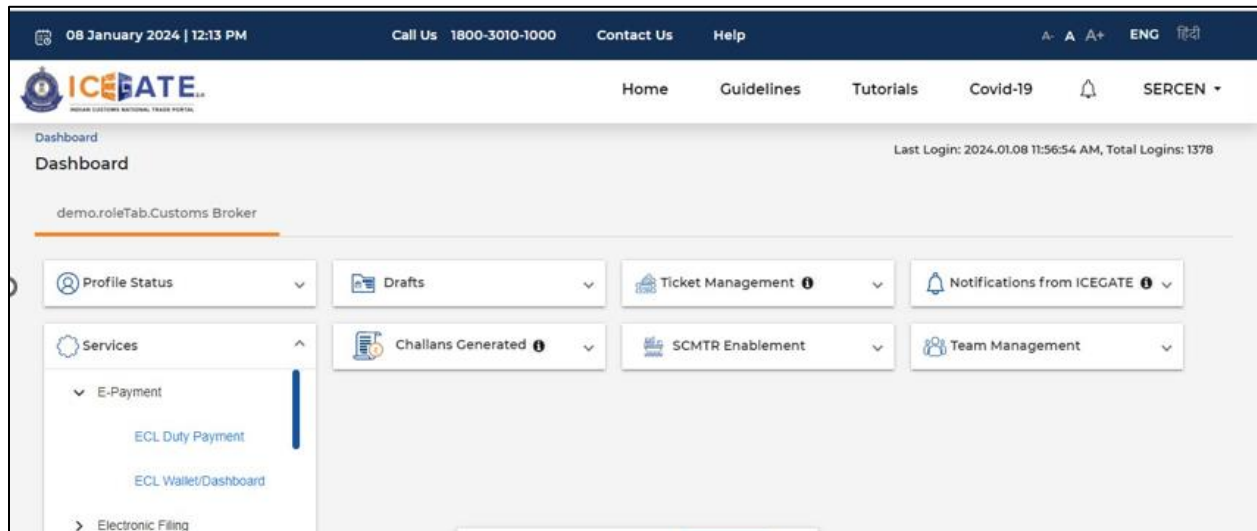


ee) Now user will click on 'Services' Option.

Directorate General of Systems and Data Management
CENTRAL BOARD OF INDIRECT TAXES & CUSTOMS

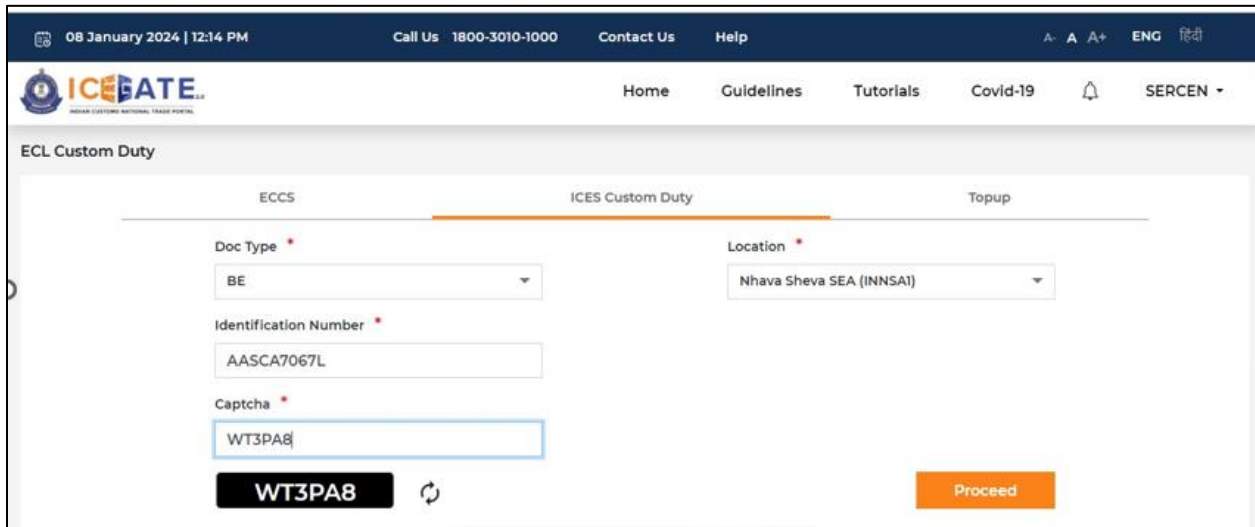


ff) Once user clicks on E-Payment, 2 options will be available- ECL Duty Payment and ECL Wallet/Dashboard.



Directorate General of Systems and Data Management
CENTRAL BOARD OF INDIRECT TAXES & CUSTOMS

- gg) User will click on ECL duty Payment, then following challan payment options will be visible to the user. User will select ICES Custom Duty and fill the requested details.
- a. ICES Duty Payment
 - b. ECCS
 - c. Top up Payment

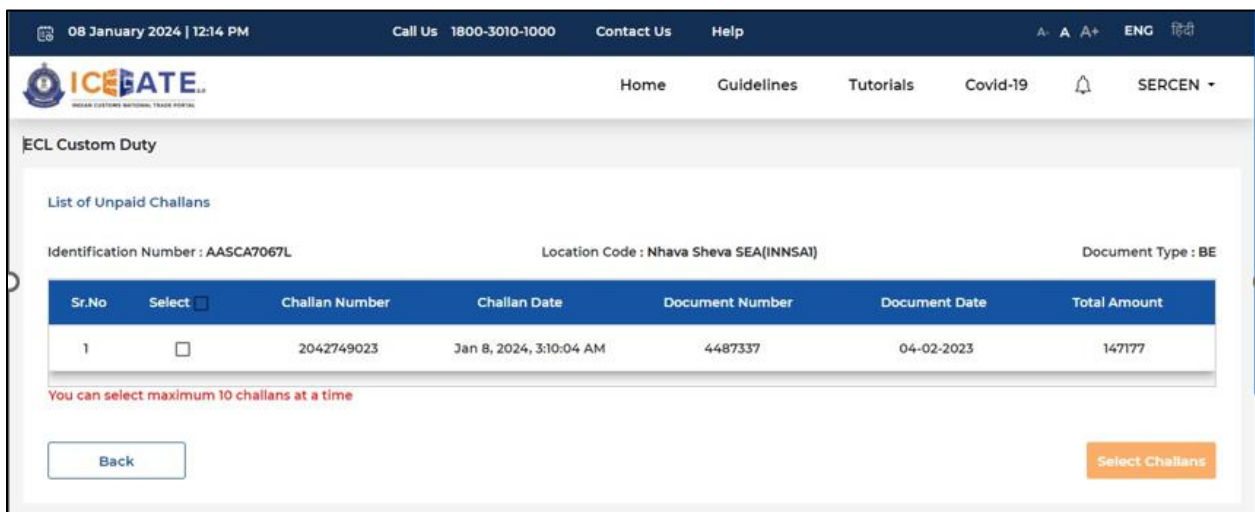


The screenshot shows the 'ECL Custom Duty' form on the ICEGATE portal. The 'ICES Custom Duty' tab is selected. The form contains the following fields:

- Doc Type ***: BE
- Location ***: Nhava Sheva SEA (INNSAI)
- Identification Number ***: AASCA7067L
- Captcha ***: WT3PA8

There is a 'Proceed' button at the bottom right of the form.

- hh) User will select the challan from the mentioned list and click on 'Select Challan'.

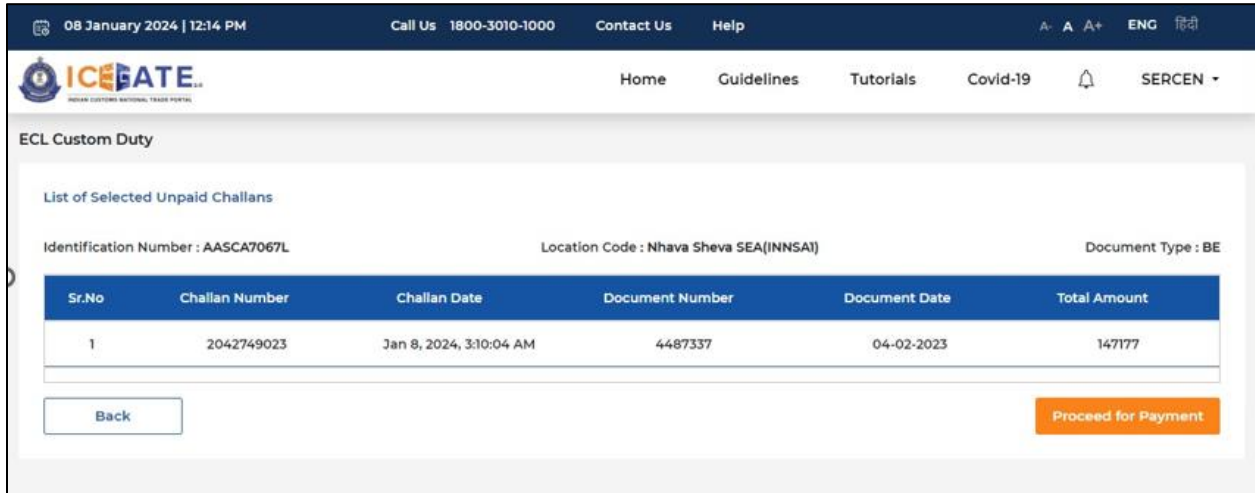


The screenshot shows the 'List of Unpaid Challans' section on the ICEGATE portal. The form fields are filled with: Identification Number : AASCA7067L, Location Code : Nhava Sheva SEA(INNSAI), and Document Type : BE.

Sr.No	Select	Challan Number	Challan Date	Document Number	Document Date	Total Amount
1	<input type="checkbox"/>	2042749023	Jan 8, 2024, 3:10:04 AM	4487337	04-02-2023	147177

Below the table, there is a note: "You can select maximum 10 challans at a time". At the bottom, there are 'Back' and 'Select Challans' buttons.

ii) User will validate the list and click on 'Proceed for Payment'.



08 January 2024 | 12:14 PM Call Us 1800-3010-1000 Contact Us Help A- A+ ENG 印

ICEGATE 2.0 Home Guidelines Tutorials Covid-19 SERCEN

ECL Custom Duty

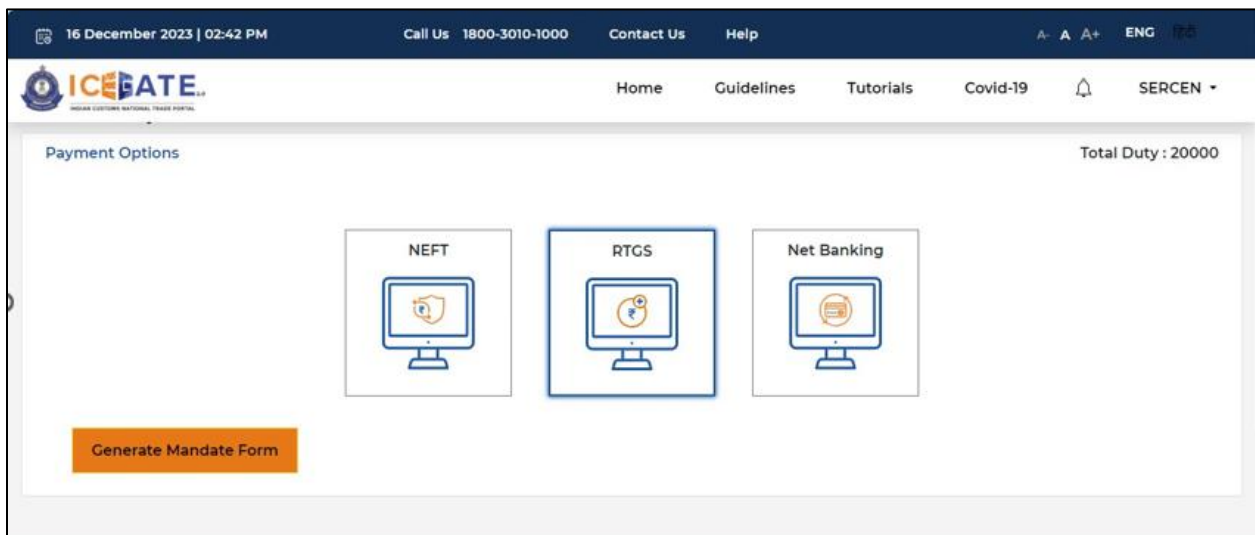
List of Selected Unpaid Challans

Identification Number : AASCA7067L Location Code : Nhava Sheva SEA(INNSAI) Document Type : BE

Sr.No	Challan Number	Challan Date	Document Number	Document Date	Total Amount
1	2042749023	Jan 8, 2024, 3:10:04 AM	4487337	04-02-2023	147177

Back Proceed for Payment

jj) User will be directed to payment option where NEFT , RTGS and Netbanking modes of payment will be available. User will select NEFT/RTGS as mode of payment, an option to generate mandate form will be available as mentioned in below screen.



16 December 2023 | 02:42 PM Call Us 1800-3010-1000 Contact Us Help A- A+ ENG 印

ICEGATE 2.0 Home Guidelines Tutorials Covid-19 SERCEN

Payment Options Total Duty : 20000

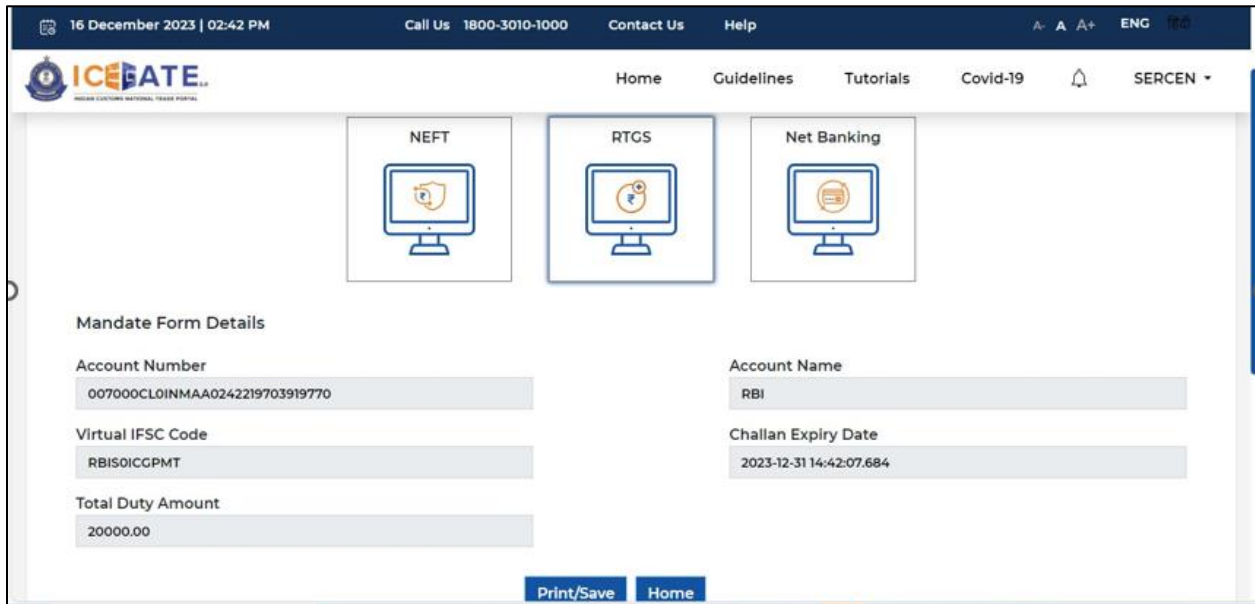
NEFT RTGS Net Banking

Generate Mandate Form

kk) After clicking on Generate Mandate form, a Mandate Form with all the details will be generated. After that user can make the payment through Internet Banking or Over the Counter (OTC) by taking the print of the Mandate form. Once the transaction is successful, user can check the E-Cash Ledger balance on the dashboard. However, it will take around 30 minutes to 60 minutes to reflect balance on E-Cash Ledger dashboard.

Note: NEFT/RTGS system will not provide payment confirmation status on following days:

1. All Sundays
2. Every 2nd and 4th Saturday in a month
3. National Holidays (26th January, 15th August and 2nd October)



16 December 2023 | 02:42 PM Call Us 1800-3010-1000 Contact Us Help A- A+ ENG

ICEGATE 2.0 Home Guidelines Tutorials Covid-19 SERCEN

NEFT RTGS Net Banking

Mandate Form Details

Account Number	Account Name
007000CLOINMAA0242219703919770	RBI
Virtual IFSC Code	Challan Expiry Date
RBIS0ICGPMT	2023-12-31 14:42:07.684
Total Duty Amount	
20000.00	

Print/Save Home

m) In case user has missed to print/download the Mandate form post creation, it can be printed/downloaded from ECL E-payment enquiry page post entering all the relevant details. User will get the option 'Generate Form' on the Enquiry page in the column 'Action'.

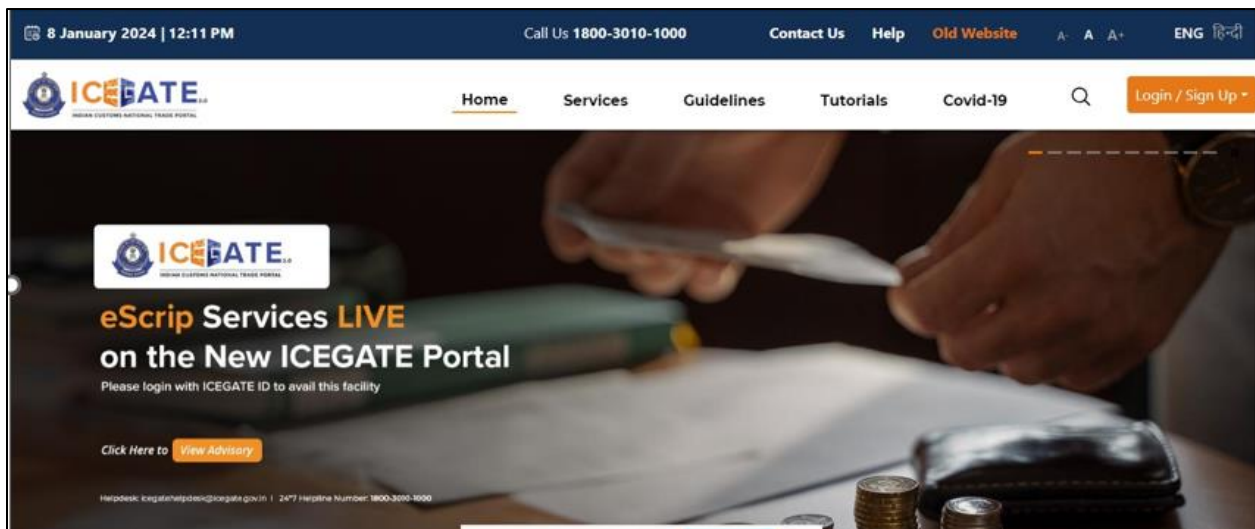
13 January 2024 | 05:53 PM Call Us 1800-3010-1000 Contact Us Help ENG

Home Guidelines Tutorials Covid-19

IG Reference	Challans	Payment Date	Amount	Payment Initiated	Bank/RBI/ECL Payment Status	Third Party Integration Status	Action
007000CLOINMAA0520568274312874	View Challan	Jan 12, 2024, 5:23:14 PM	22222	Jan 12, 2024, 5:20:56 PM	SUCCESS	NA	
007000CLOINMAA0630128564998763	View Challan	Jan 12, 2024, 6:33:02 PM	41006	Jan 12, 2024, 6:30:12 PM	SUCCESS	NA	
007000CLOINMAA0549367729620422	View Challan	NA	10001	Jan 13, 2024, 7:49:36 PM	PENDING	NA	Generate Form
007000CLOINMAA0518489308788155	View Challan	NA	20000	Jan 12, 2024, 5:18:48 PM	PENDING	NA	---
007000CLOINMAA0320076885623691	View Challan	NA	1000	Jan 13, 2024, 3:20:07 PM	PENDING	NA	Generate Form
007000CLOINMAA04032848796377543	View Challan	Jan 13, 2024, 4:05:26 PM	500000	Jan 13, 2024, 4:03:28 PM	SUCCESS	NA	
007000CLOINMAA0438094530245478	View Challan	NA	10000	Jan 13, 2024, 4:38:09 PM	PENDING	NA	---
007000CLOINMAA0436034244618266	View Challan	NA	10000	Jan 13, 2024, 4:36:03 PM	PENDING	NA	---

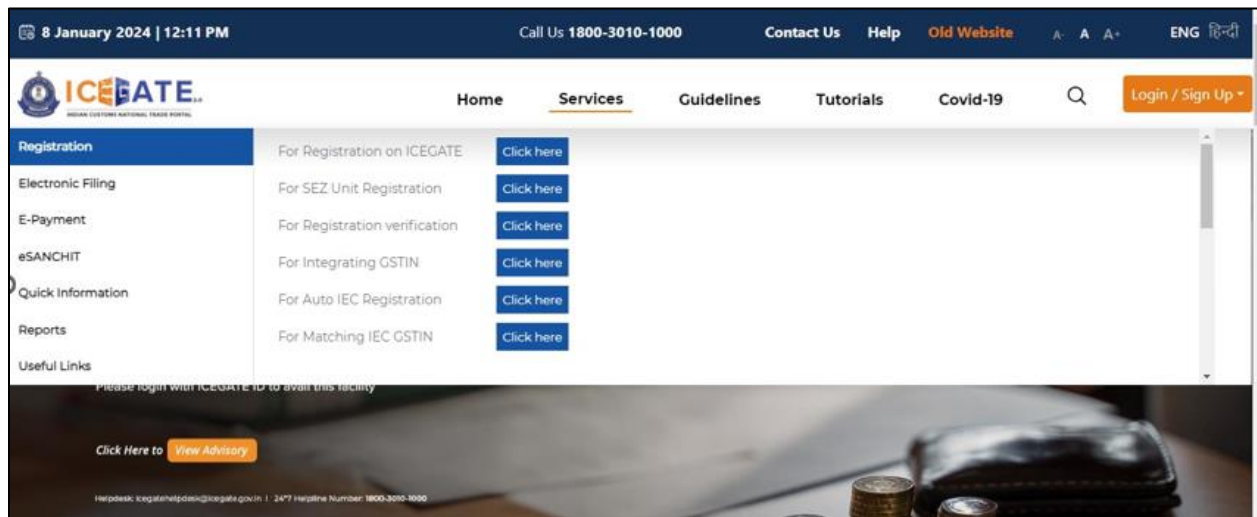
7.2 Customs challan Payment through Internet Banking

a) User will go to www.icegate.gov.in.

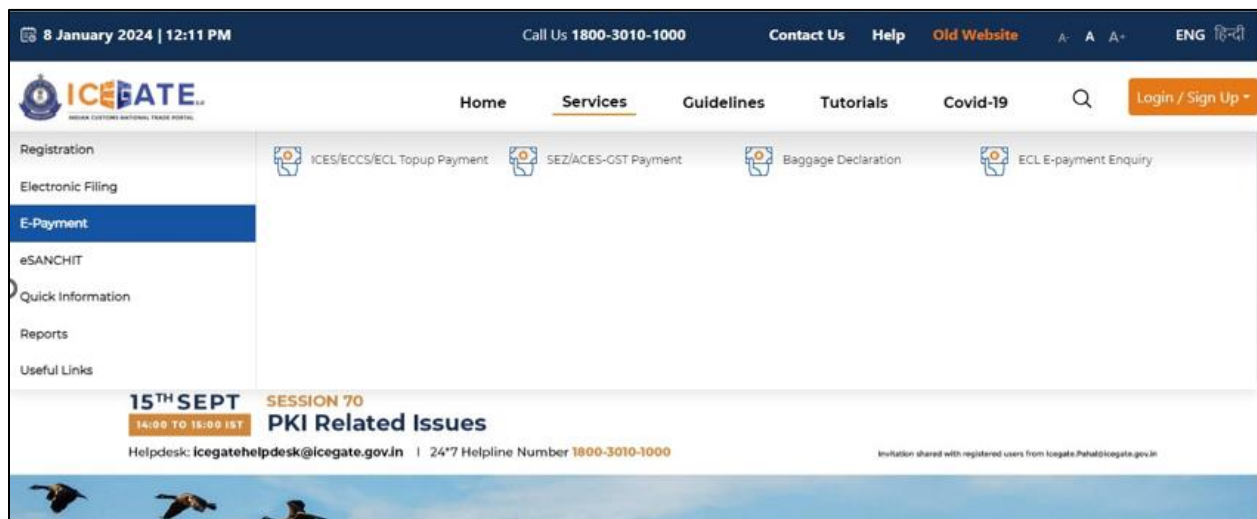


b) On the main website, user will click on Services tab.

Directorate General of Systems and Data Management
CENTRAL BOARD OF INDIRECT TAXES & CUSTOMS

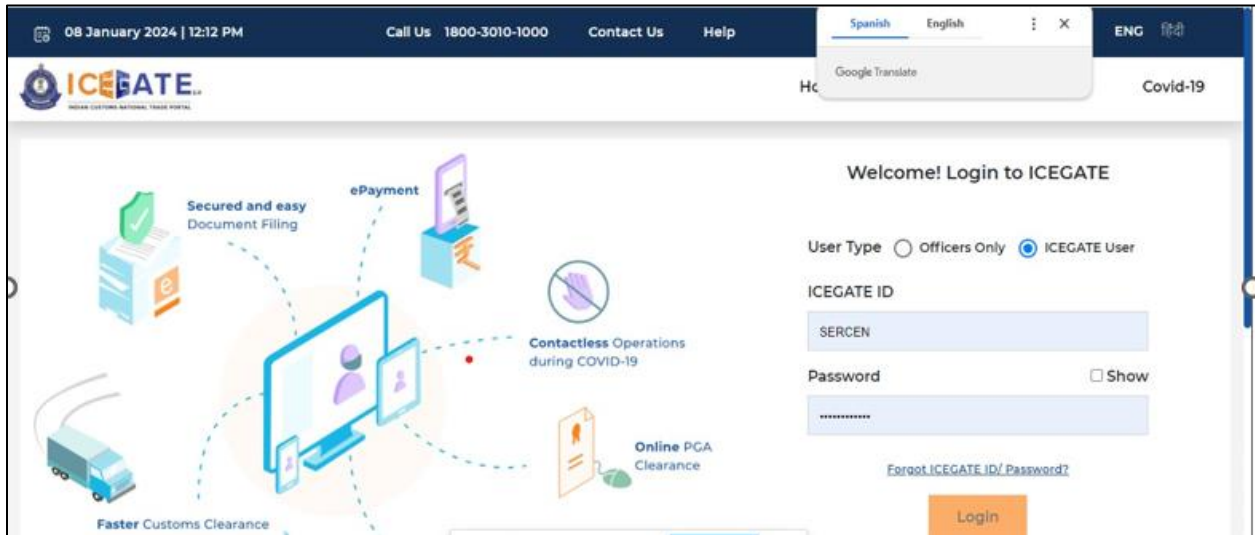


- c) User will click on 'E-Payment' option on the left side menu bar and select ICES/ECCS/ECL Topup Payment.

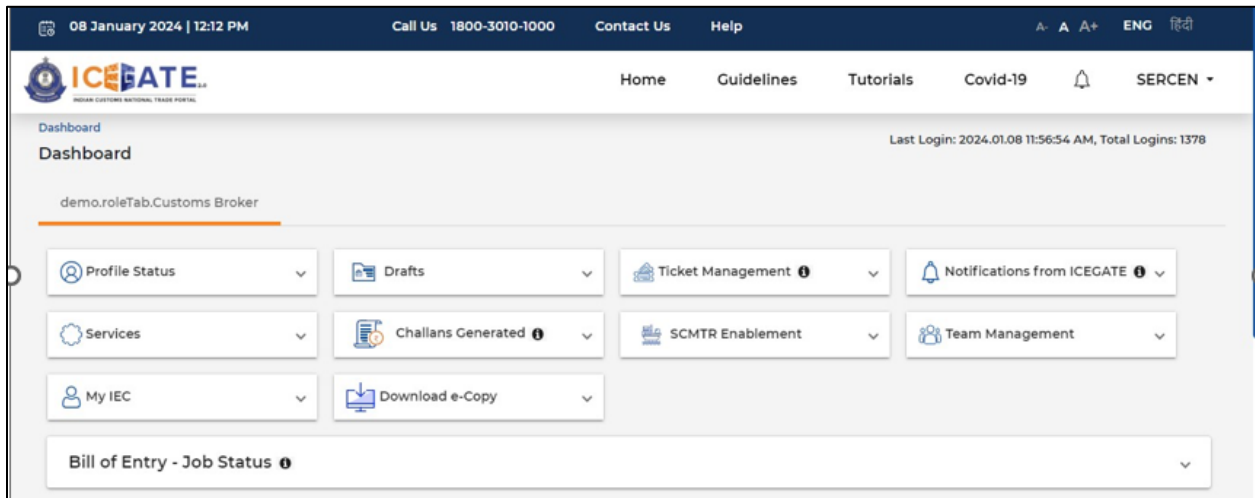


- d) User will fill the credentials and click on Login.

Directorate General of Systems and Data Management
CENTRAL BOARD OF INDIRECT TAXES & CUSTOMS

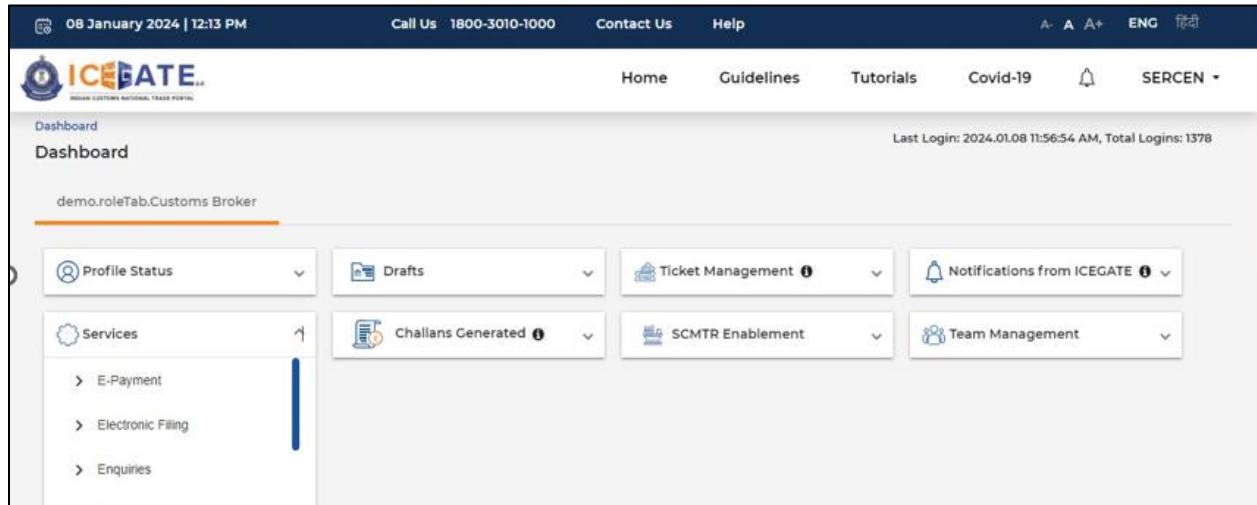


e) Once login is successful, user will be directed to 'ICEGATE Dashboard' page.

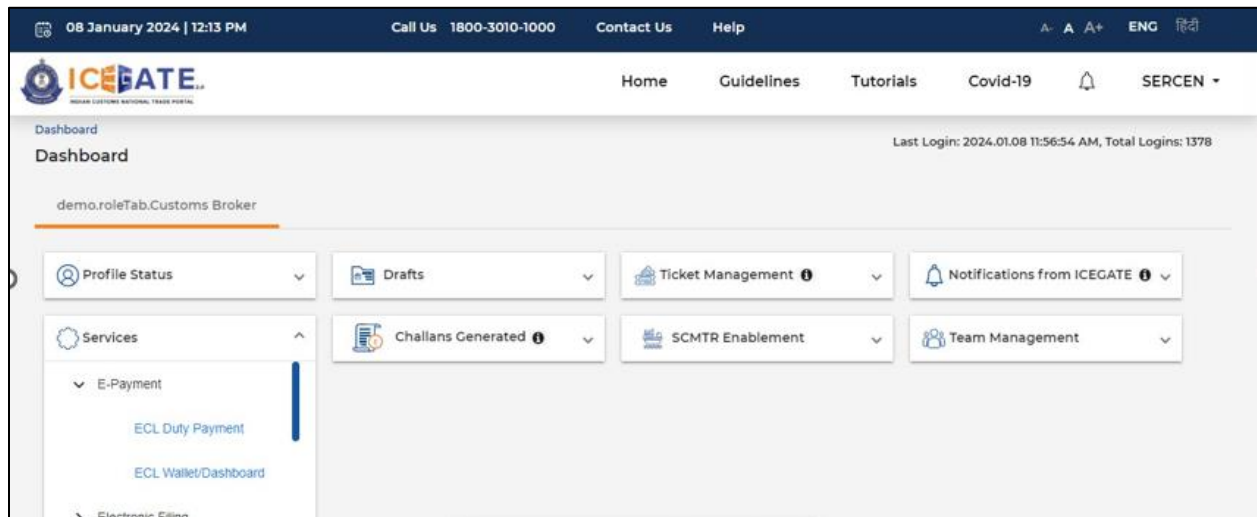


f) Now user will click on 'Services' Option.

Directorate General of Systems and Data Management
CENTRAL BOARD OF INDIRECT TAXES & CUSTOMS

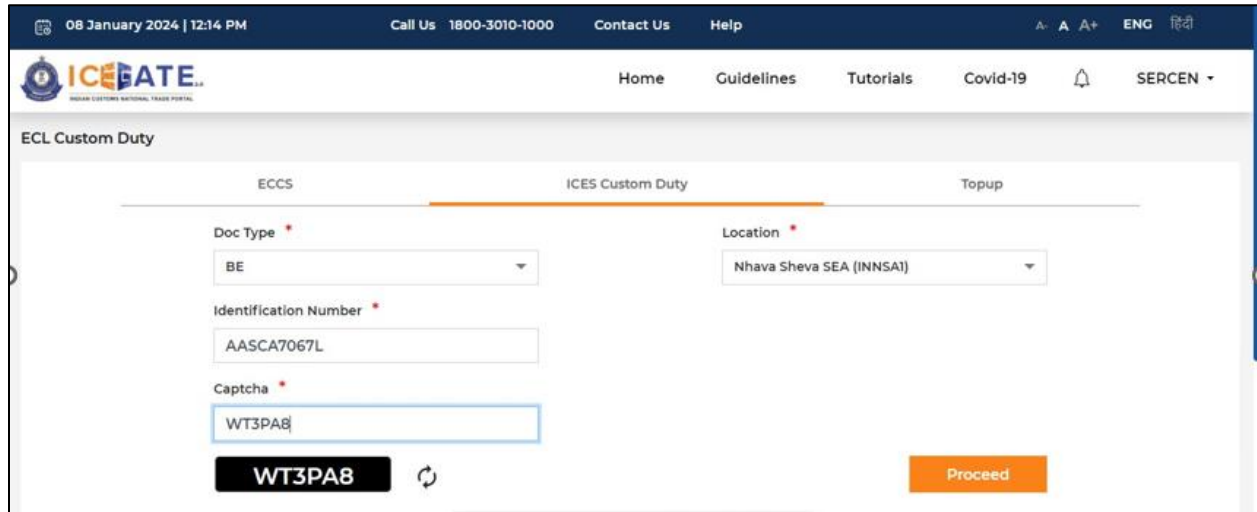


- g) Once user clicks on E-Payment, 2 options will be available- ECL Duty Payment and ECL Wallet/Dashboard.



- h) User will click on ECL duty Payment, then following challan payment options will be visible to the user. User will select ICES Custom Duty and fill the requested details.
- ICES Duty Payment
 - ECCS

c. Top up Payment

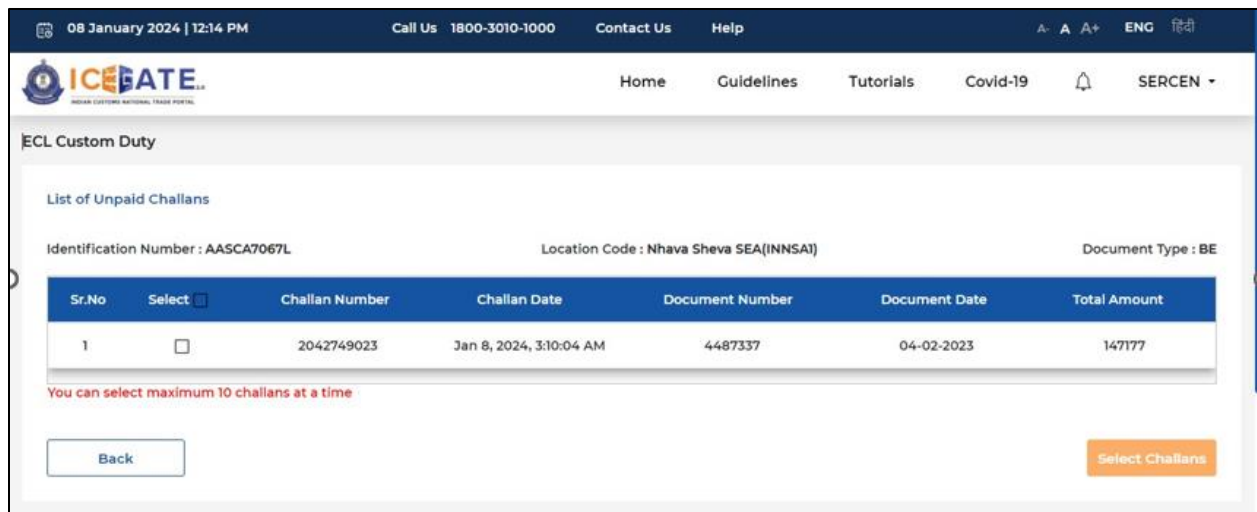


The screenshot shows the 'ECL Custom Duty' page with the 'Topup' tab selected. The form contains the following fields:

- Doc Type:** BE
- Location:** Nhava Sheva SEA (INNSA1)
- Identification Number:** AASCA7067L
- Captcha:** WT3PA8

Buttons: WT3PA8 (refresh), Proceed

- i) User will select the challan from the mentioned list and click on 'Select Challan'.



The screenshot shows the 'List of Unpaid Challans' page. The table displays the following data:

Sr.No	Select	Challan Number	Challan Date	Document Number	Document Date	Total Amount
1	<input type="checkbox"/>	2042749023	Jan 8, 2024, 3:10:04 AM	4487337	04-02-2023	147177

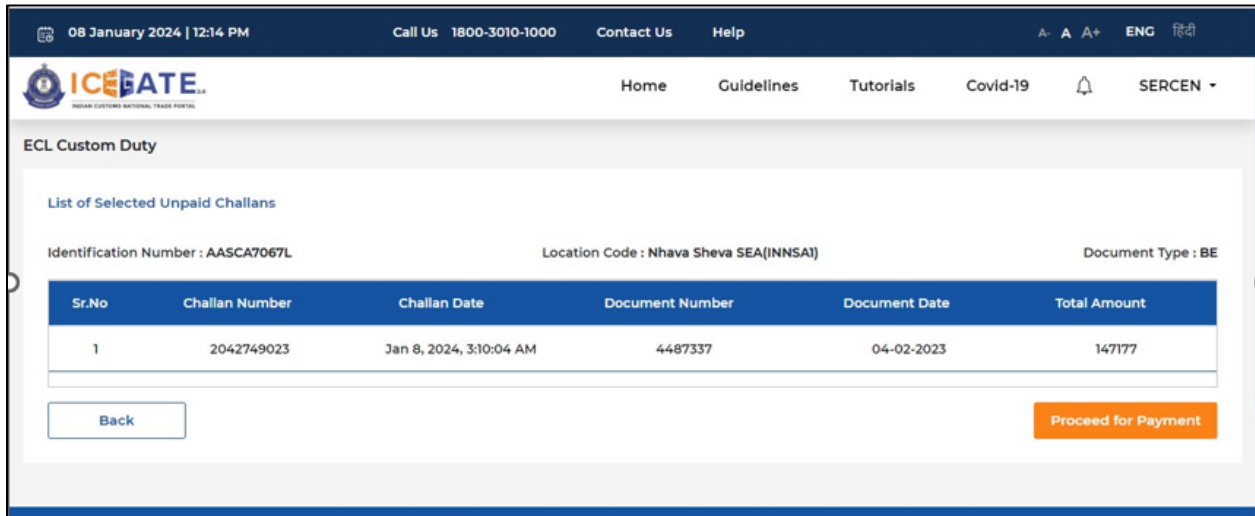
Additional information: Identification Number : AASCA7067L, Location Code : Nhava Sheva SEA(INNSA1), Document Type : BE

Buttons: Back, Select Challans

Note: You can select maximum 10 challans at a time

- j) User will validate the list and click on 'Proceed for Payment'.

Directorate General of Systems and Data Management
CENTRAL BOARD OF INDIRECT TAXES & CUSTOMS



08 January 2024 | 12:14 PM Call Us 1800-3010-1000 Contact Us Help A- A A+ ENG हिंदी

ICEGATE 2.0 Home Guidelines Tutorials Covid-19 SERCEN

ECL Custom Duty

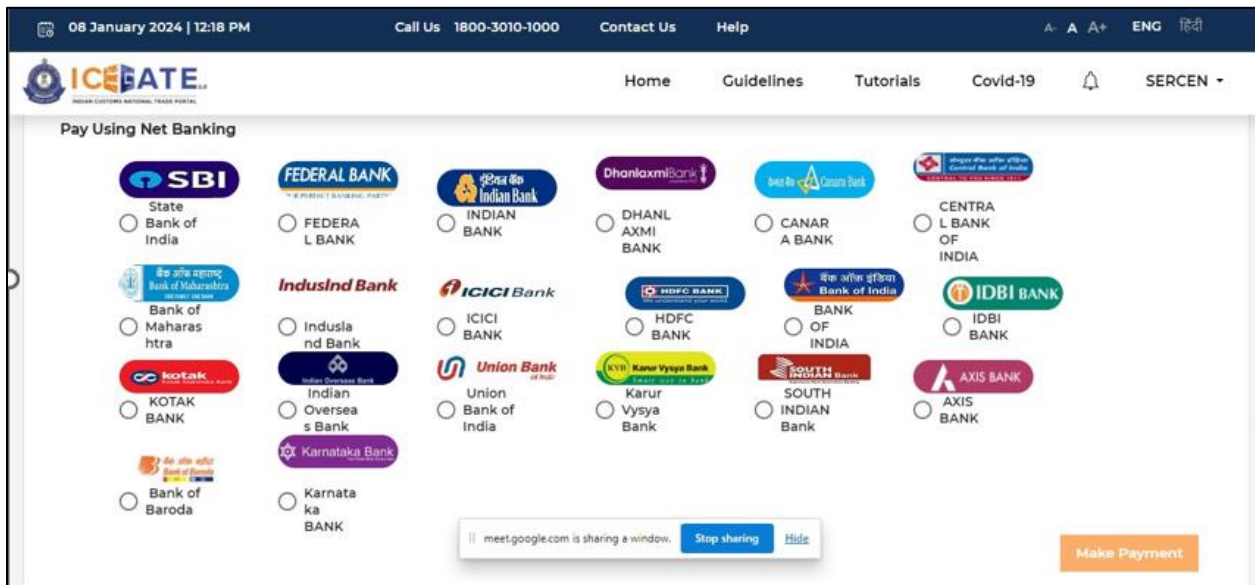
List of Selected Unpaid Challans

Identification Number : AASCA7067L Location Code : Nhava Sheva SEA(INNSAI) Document Type : BE

Sr.No	Challan Number	Challan Date	Document Number	Document Date	Total Amount
1	2042749023	Jan 8, 2024, 3:10:04 AM	4487337	04-02-2023	147177

Back Proceed for Payment

k) User will select Net Banking as mode of Payment, the list of authorized banks will be displayed from which user can select the desired bank for payment and click on 'Make Payment' button.



08 January 2024 | 12:18 PM Call Us 1800-3010-1000 Contact Us Help A- A A+ ENG हिंदी

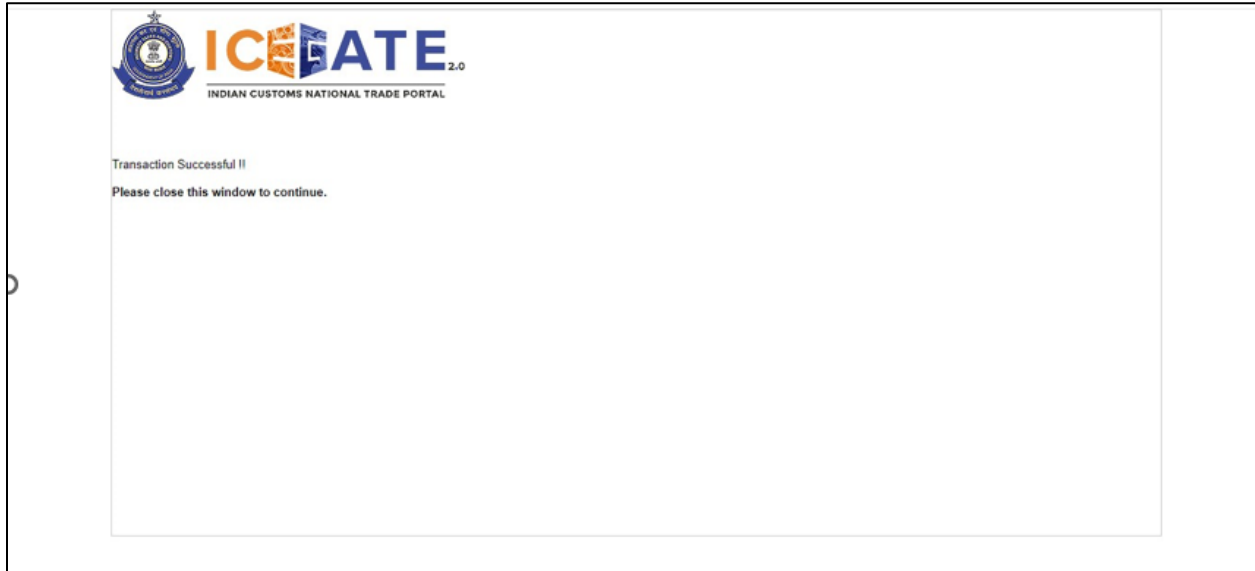
ICEGATE 2.0 Home Guidelines Tutorials Covid-19 SERCEN

Pay Using Net Banking

- SBI State Bank of India
- FEDERAL BANK
- INDIAN BANK
- DHANLAXMI BANK
- CANARA BANK
- CENTRAL BANK OF INDIA
- Bank of Maharashtra
- IndusInd Bank
- ICICI Bank
- HDFC BANK
- BANK OF INDIA
- IDBI BANK
- KOTAK BANK
- Indian Overseas Bank
- Union Bank of India
- Karur Vysya Bank
- SOUTH INDIAN Bank
- AXIS BANK
- Bank of Baroda
- Karnataka Bank
- Karnataka Bank

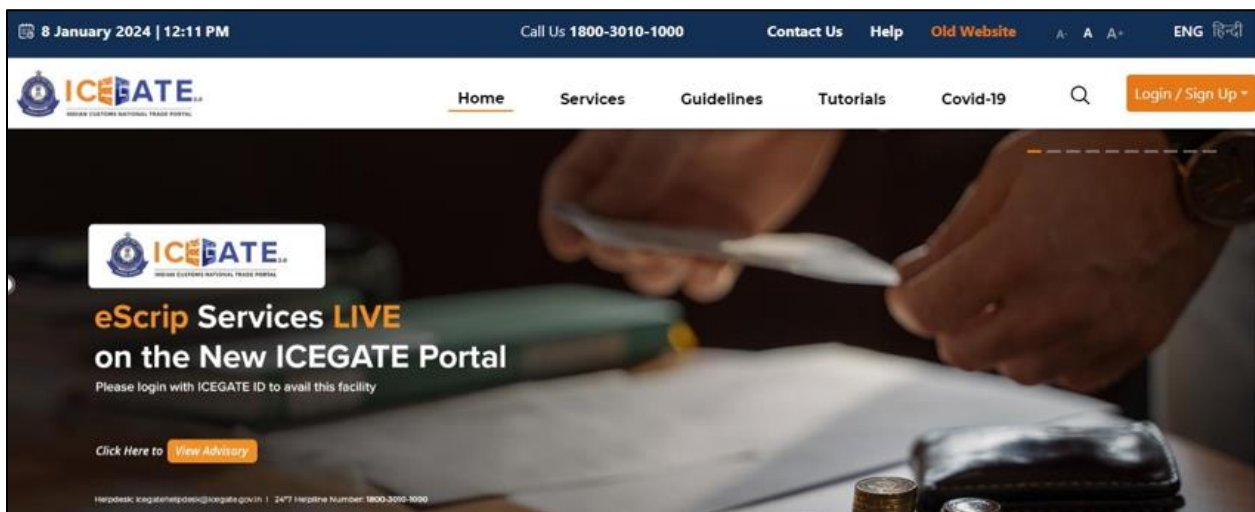
meet.google.com is sharing a window. Stop sharing Hide Make Payment

- l) User will be routed to Bank's Internet Banking page and once the payment is successful user will be re-directed to ICEGATE page with 'Transaction Successful' message.

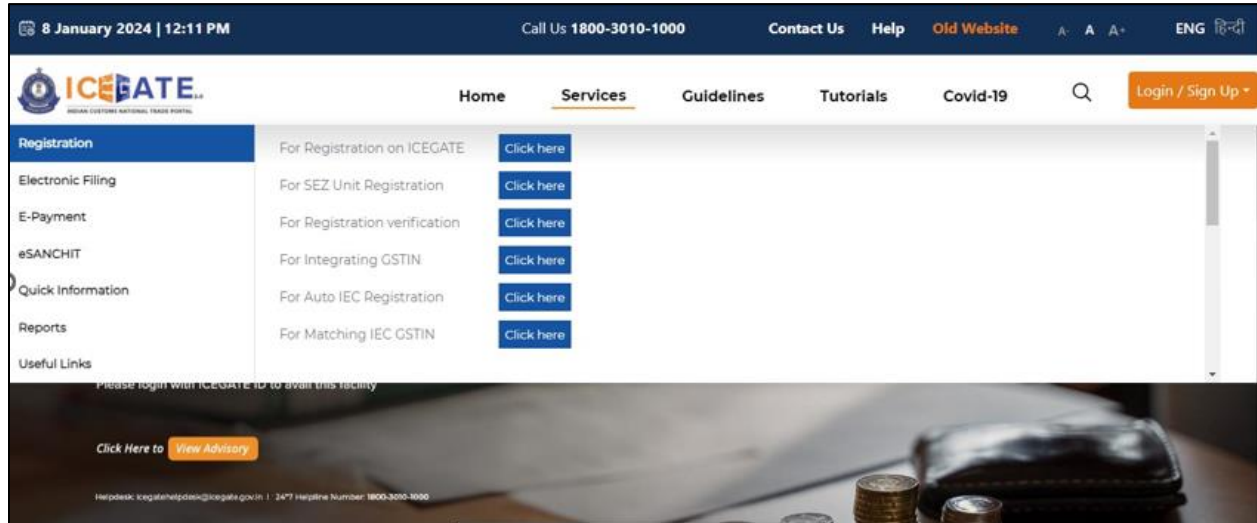


7.3 Challans Payment through ECL Wallet

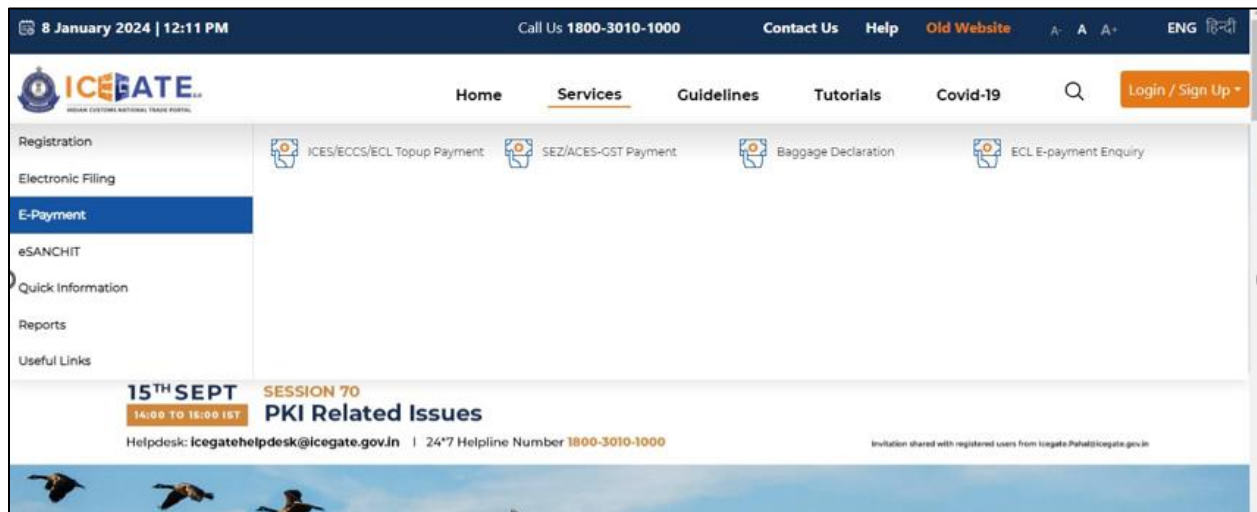
- a) User will go to www.icegate.gov.in.



b) On the main website, user will click on Services tab.

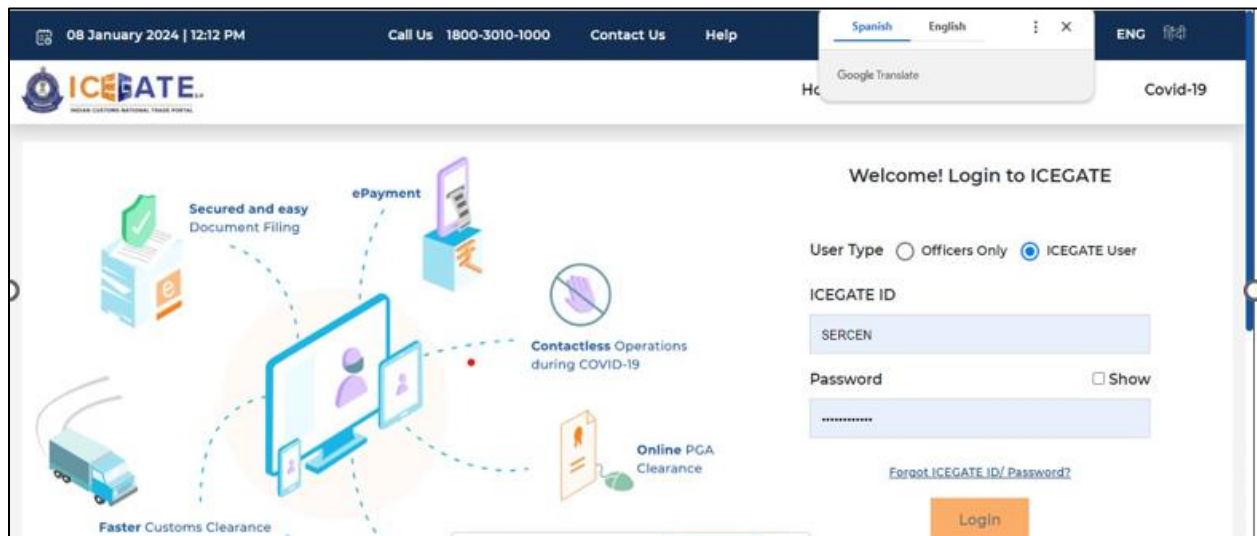


c) User will click on 'E-Payment' option on the left side menu bar and select ICES/ECCS/ECL Topup Payment.

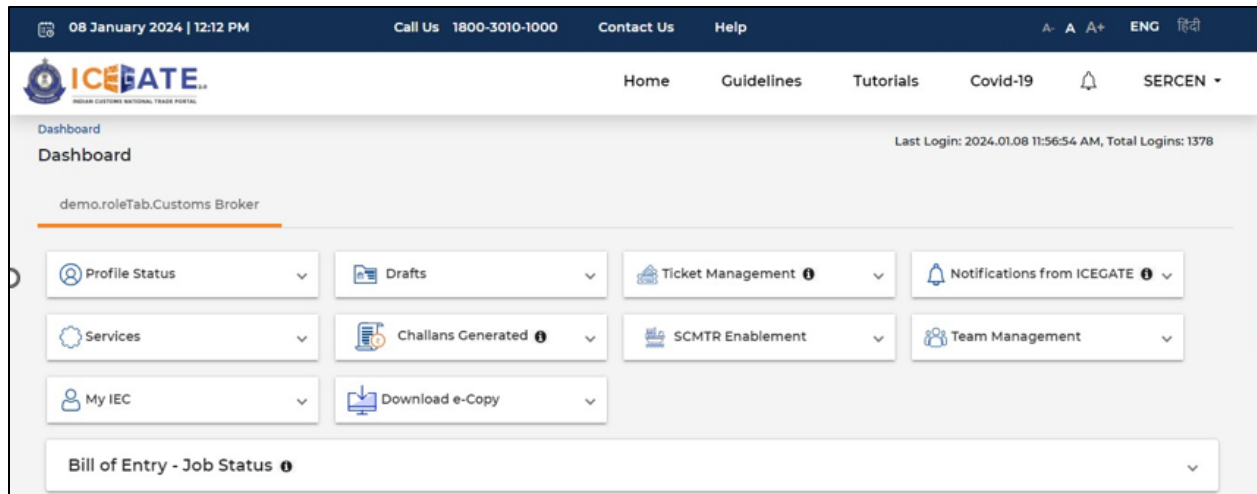


d) User will fill the credentials and click on Login.

Directorate General of Systems and Data Management
CENTRAL BOARD OF INDIRECT TAXES & CUSTOMS

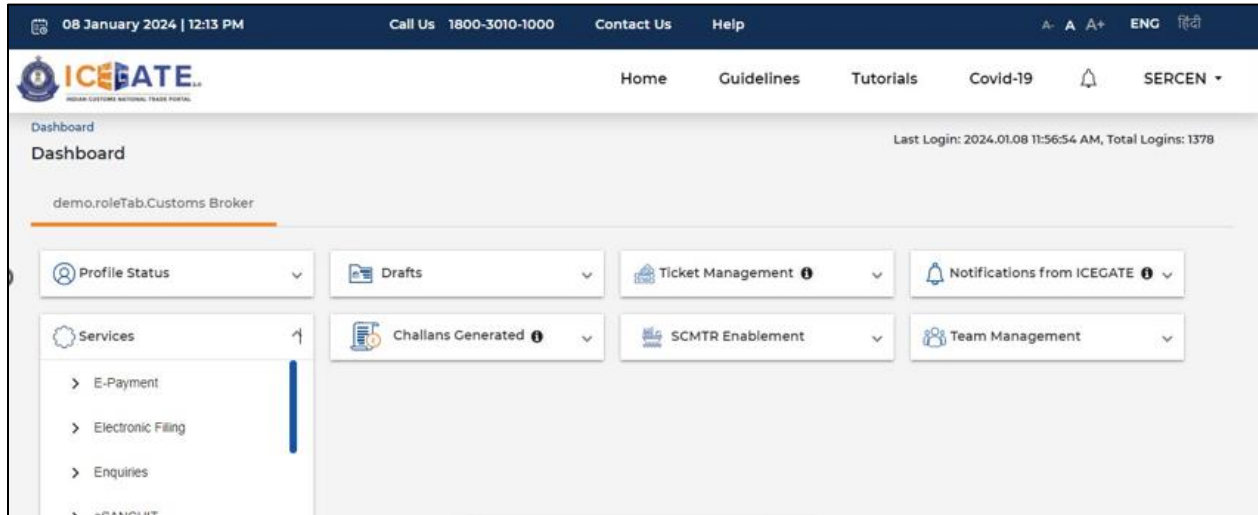


e) Once login is successful, user will be directed to 'ICEGATE Dashboard' page.

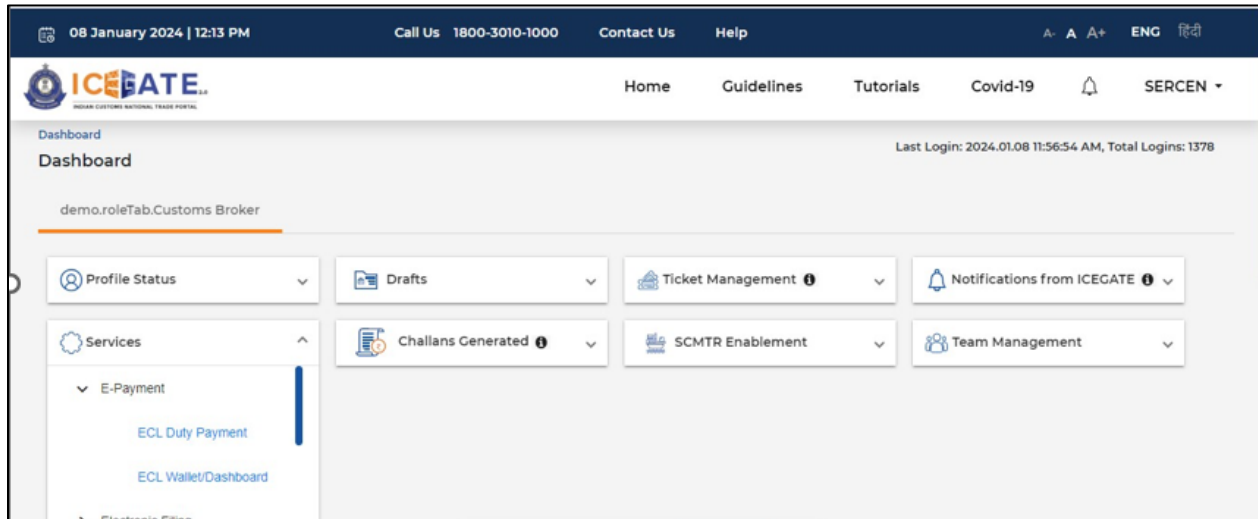


f) Now user will click on 'Services' Option.

Directorate General of Systems and Data Management
CENTRAL BOARD OF INDIRECT TAXES & CUSTOMS

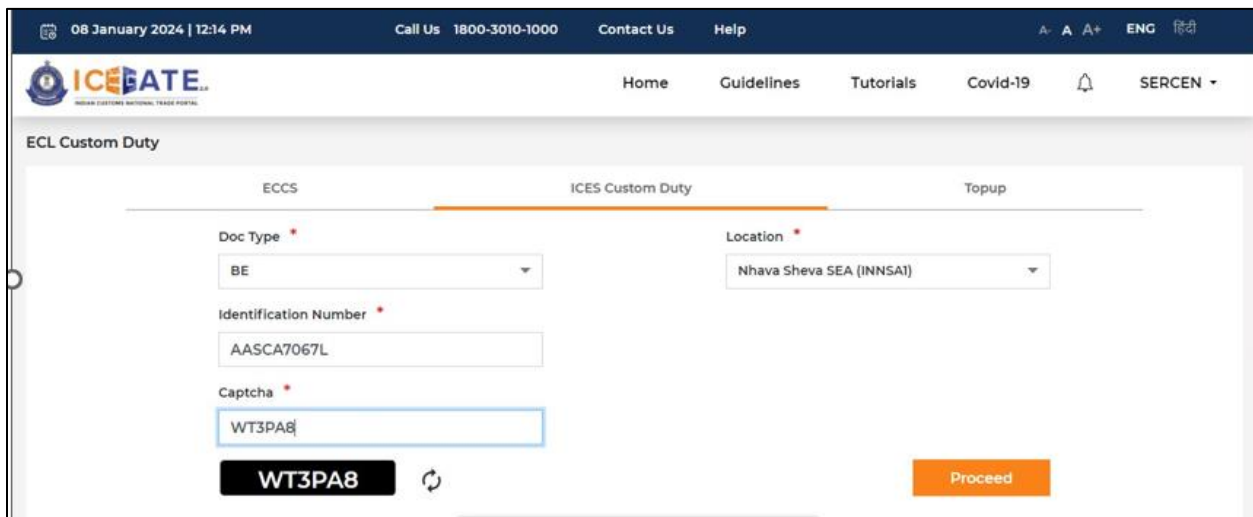


g) Once user clicks on E-Payment, 2 options will be available- ECL Duty Payment and ECL Wallet/Dashboard.



Directorate General of Systems and Data Management
CENTRAL BOARD OF INDIRECT TAXES & CUSTOMS

- h) User will click on ECL duty Payment, then following challan payment options will be visible to the user. User will select ICES Custom Duty and fill the requested details.
- ICES Duty Payment
 - ECCS
 - Top up Payment

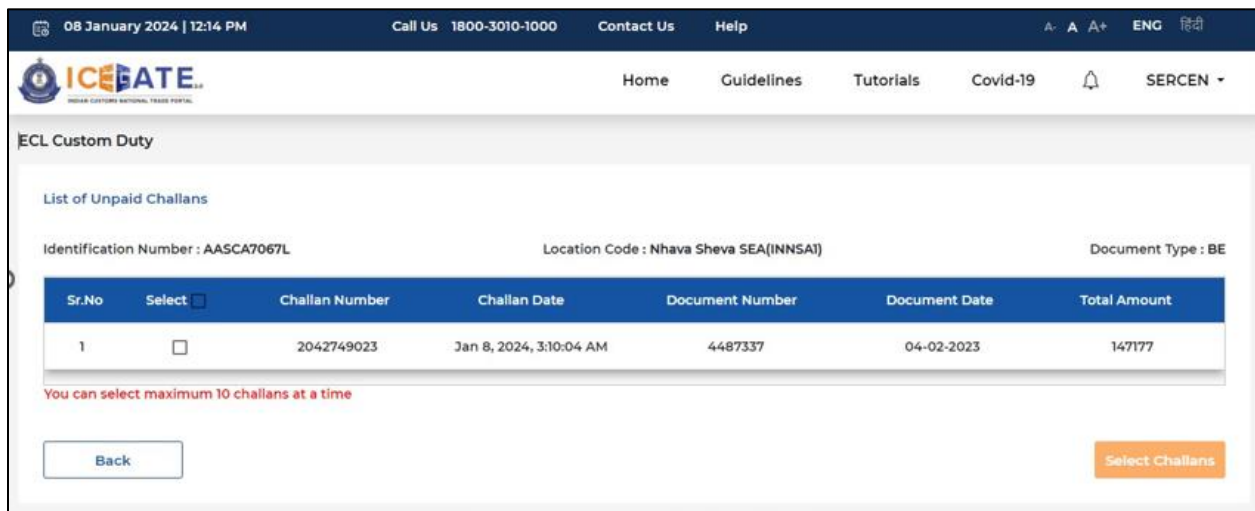


The screenshot shows the 'ECL Custom Duty' form on the ICEGATE portal. The form is divided into three tabs: 'ECCS', 'ICES Custom Duty' (which is selected), and 'Topup'. The 'ICES Custom Duty' tab contains the following fields:

- Doc Type**: A dropdown menu with 'BE' selected.
- Location**: A dropdown menu with 'Nhava Sheva SEA (INNSAI)' selected.
- Identification Number**: A text input field containing 'AASCA7067L'.
- Captcha**: A text input field containing 'WT3PA8'.

Below the captcha field, there is a black button with the text 'WT3PA8' and a refresh icon, and an orange 'Proceed' button.

- i) User will select the challan from the mentioned list and click on 'Select Challan'.



The screenshot shows the 'List of Unpaid Challans' page on the ICEGATE portal. The page displays the following information:

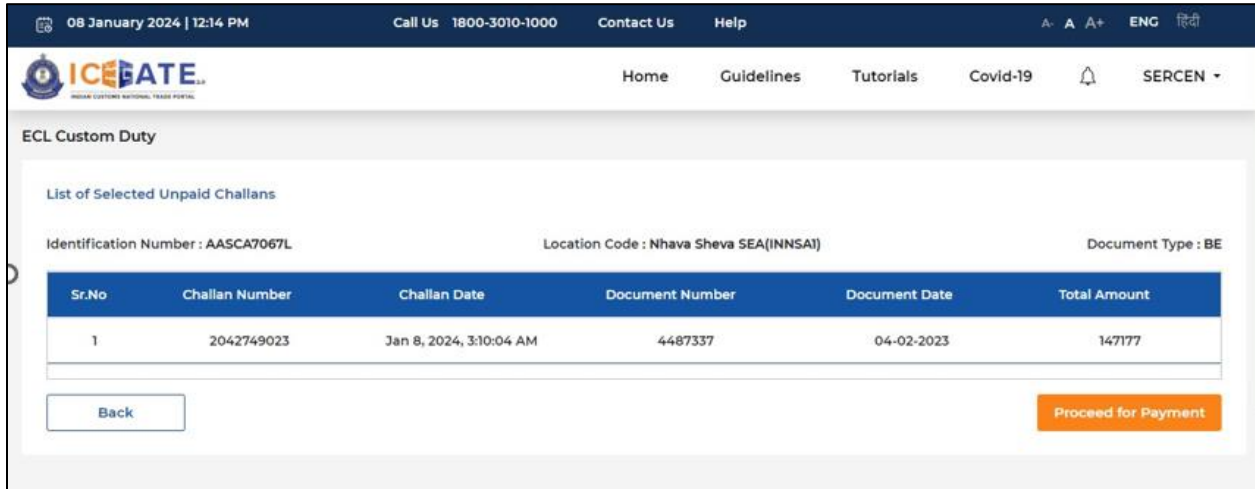
- Identification Number**: AASCA7067L
- Location Code**: Nhava Sheva SEA(INNSAI)
- Document Type**: BE

Below this information is a table with the following columns: Sr.No, Select, Challan Number, Challan Date, Document Number, Document Date, and Total Amount.

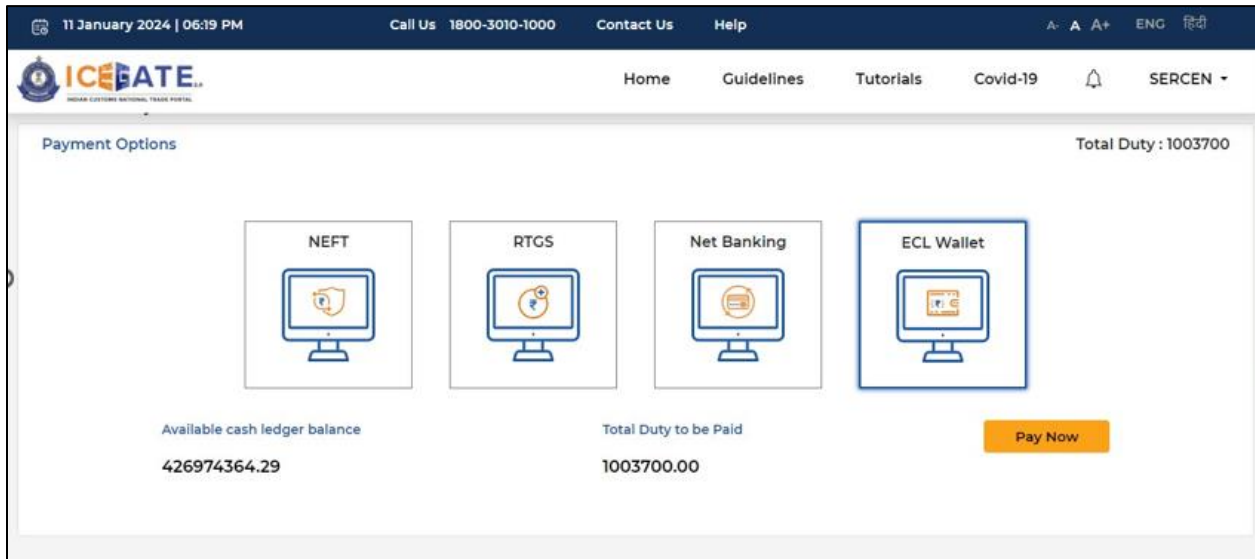
Sr.No	Select	Challan Number	Challan Date	Document Number	Document Date	Total Amount
1	<input type="checkbox"/>	2042749023	Jan 8, 2024, 3:10:04 AM	4487337	04-02-2023	147177

Below the table, there is a red text message: "You can select maximum 10 challans at a time". At the bottom of the page, there is a 'Back' button and a 'Select Challans' button.

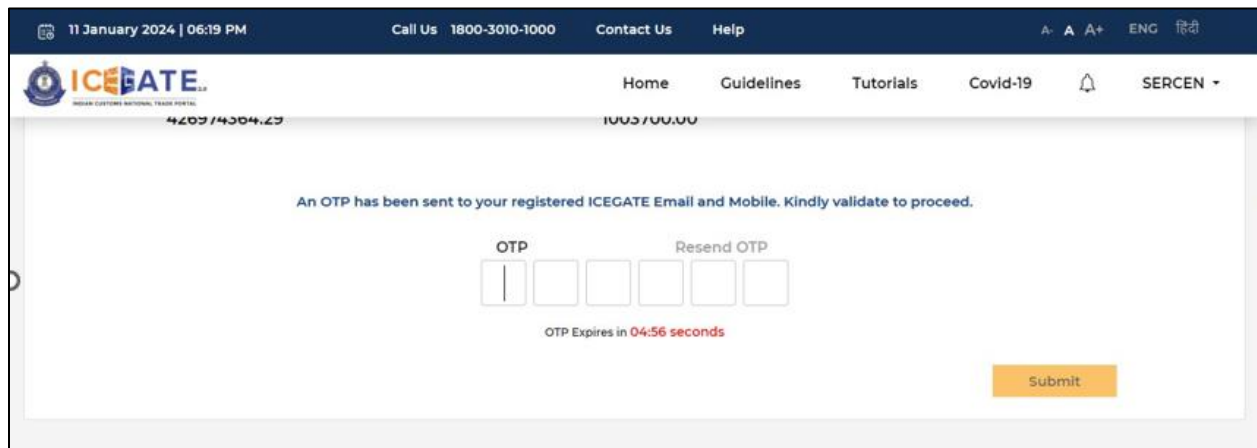
j) User will validate the list and click on 'Proceed for Payment'.



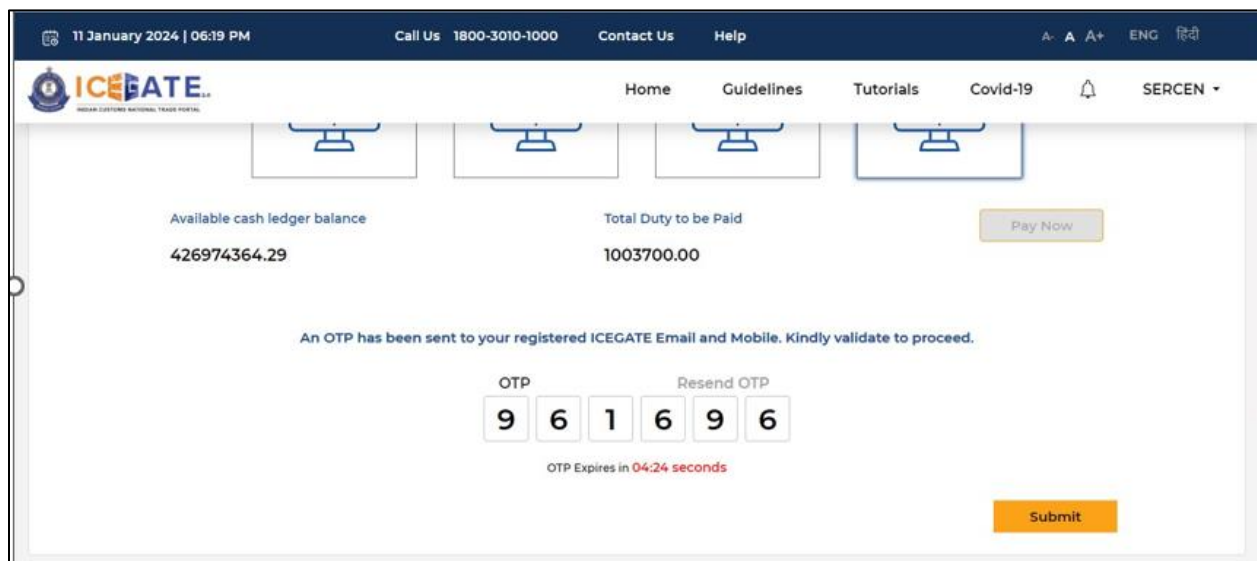
k) User will select ECL Wallet from the mentioned modes of Payment.



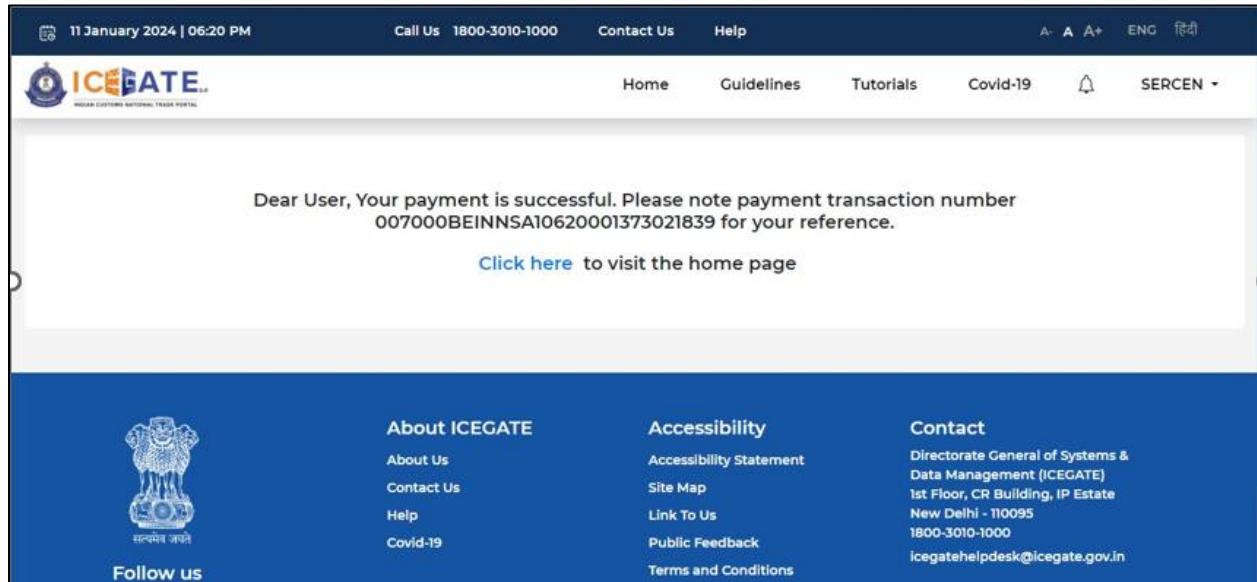
l) An OTP will be sent on user's registered Mobile number and email ID.



m) User will enter the OTP and click on Submit.



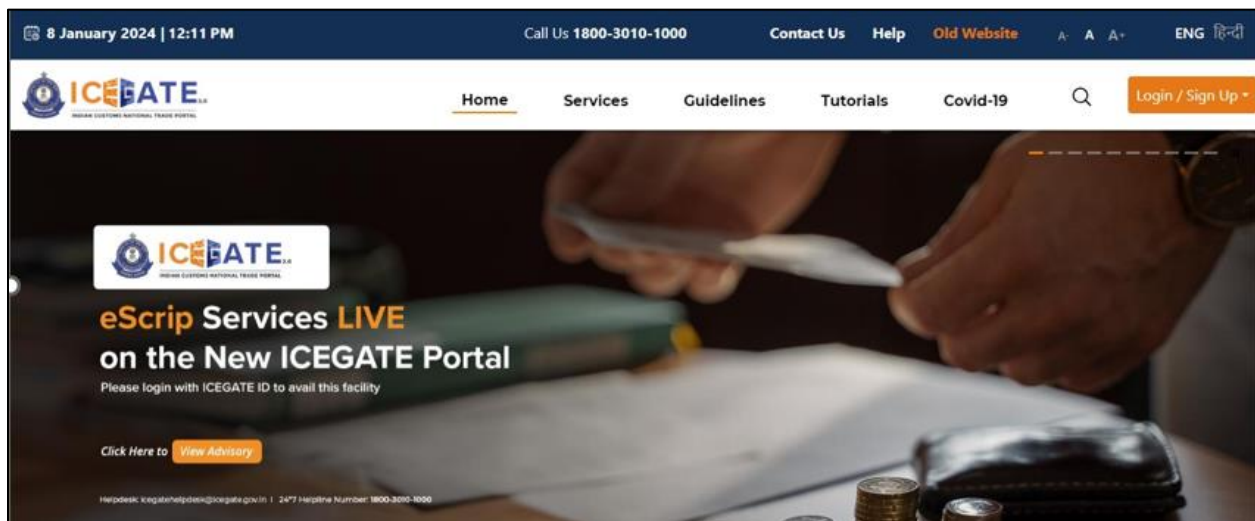
n) Payment Successful message will be displayed on the screen.



8. Payment of ECCS Challans through different modes

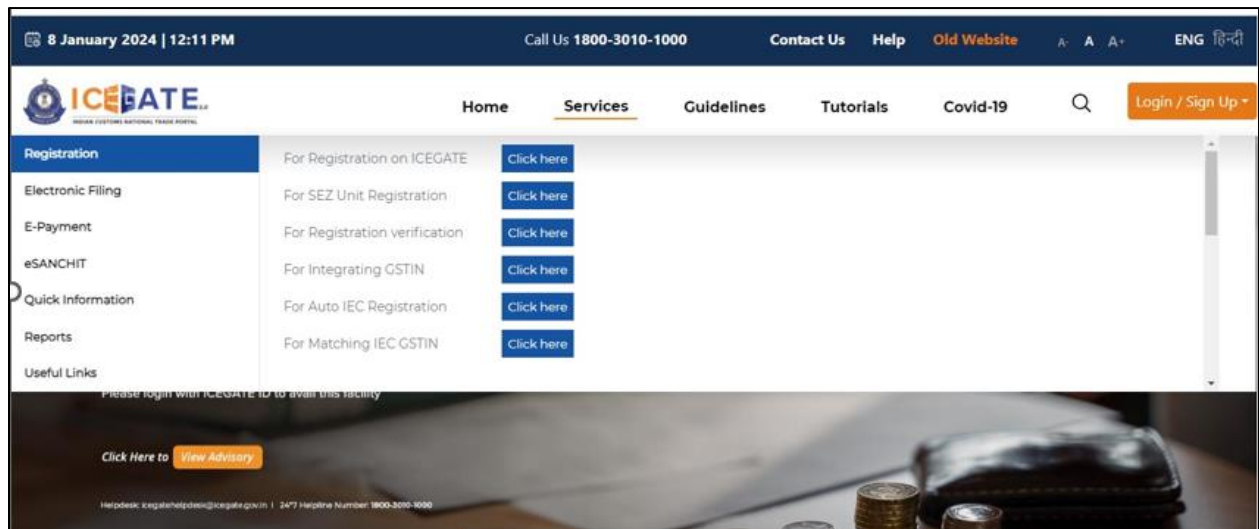
8.1 ECCS Challan Payment through NEFT/RTGS

a) User will go to www.icegate.gov.in

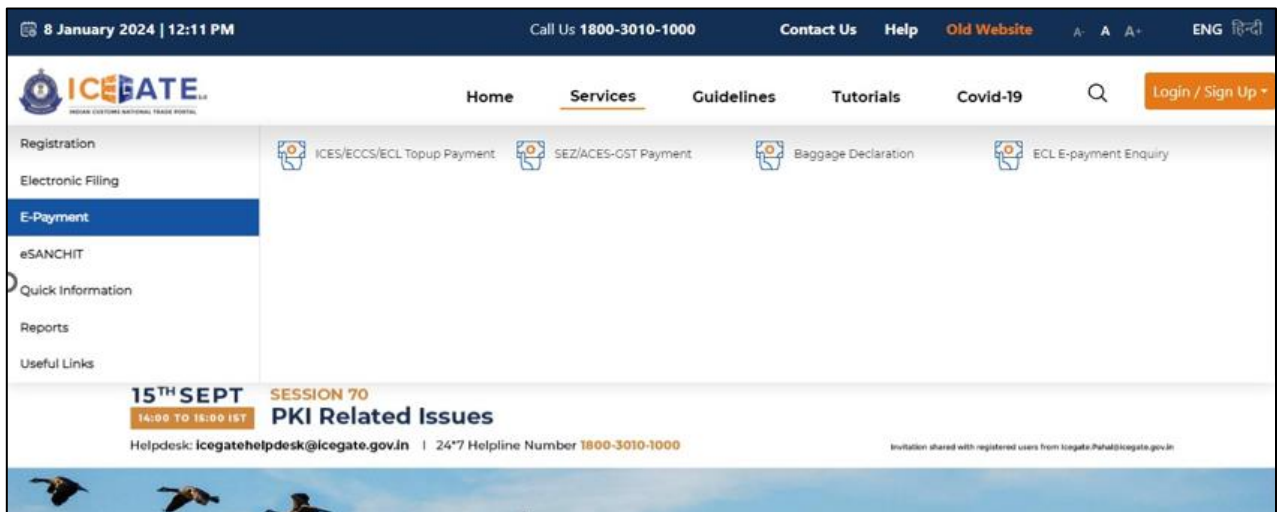


b) On the main website, user will click on Services tab.

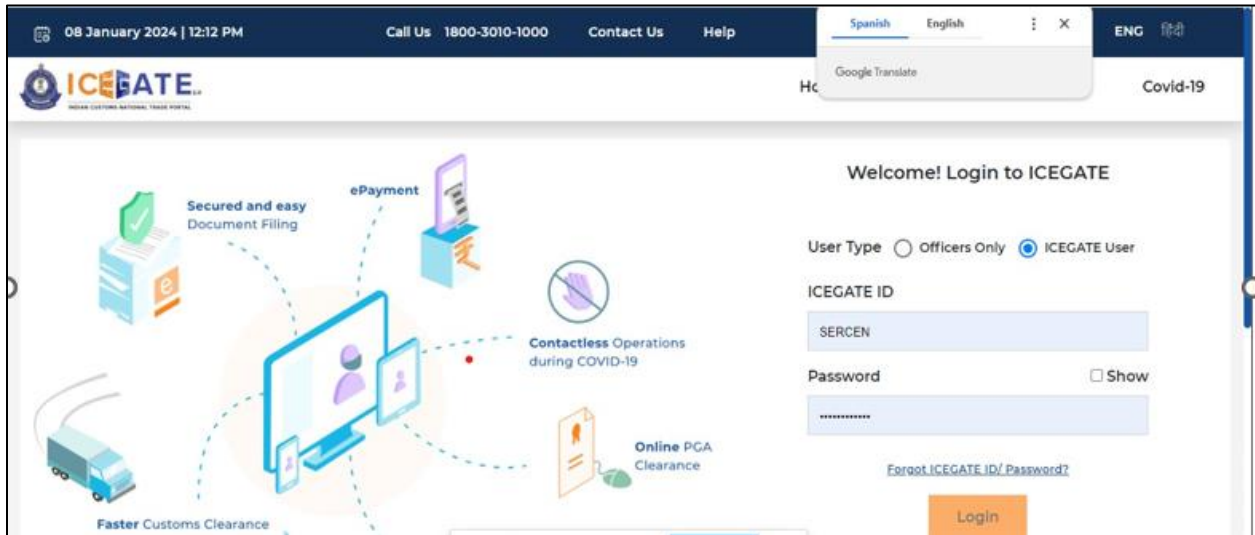
Directorate General of Systems and Data Management
CENTRAL BOARD OF INDIRECT TAXES & CUSTOMS



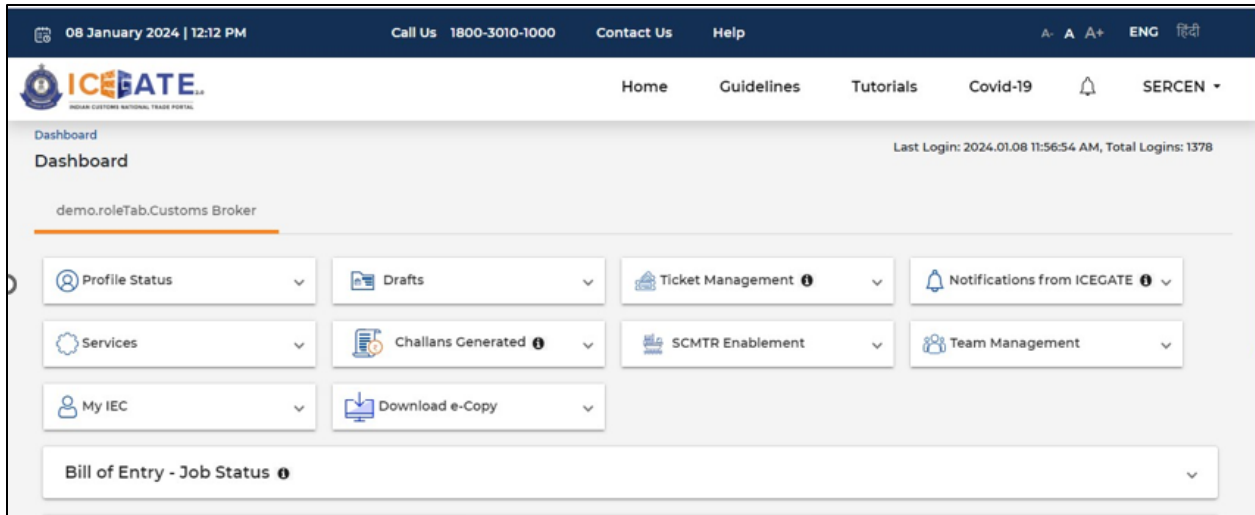
c) User will click on 'E-Payment' option on the left side menu bar and select ICES/ECCS/ECL Topup Payment.



d) User will fill the credentials and click on Login.

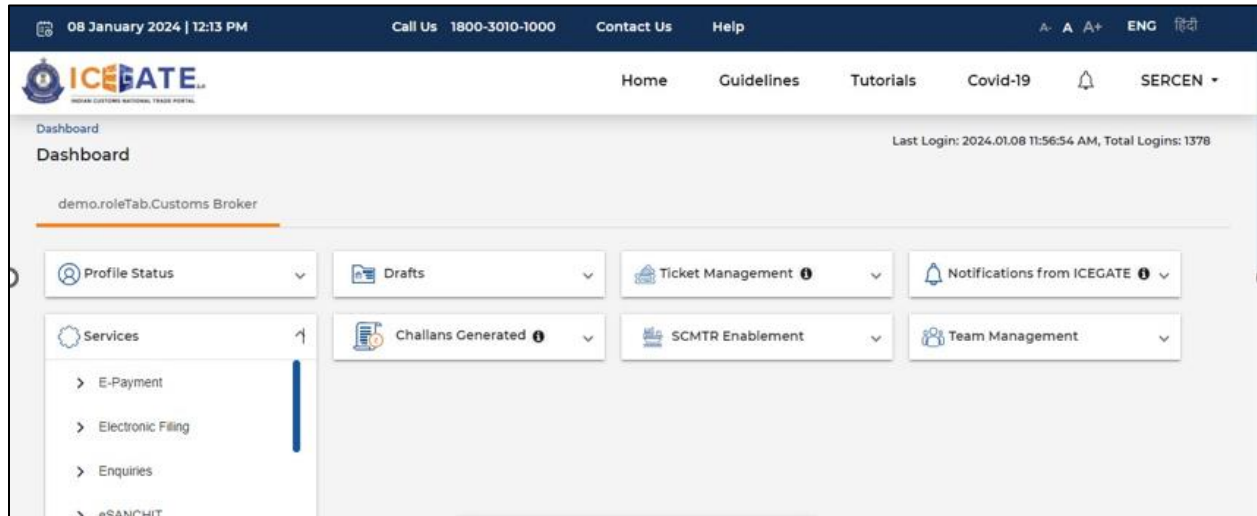


e) Once login is successful, user will be directed to 'ICEGATE Dashboard' page.

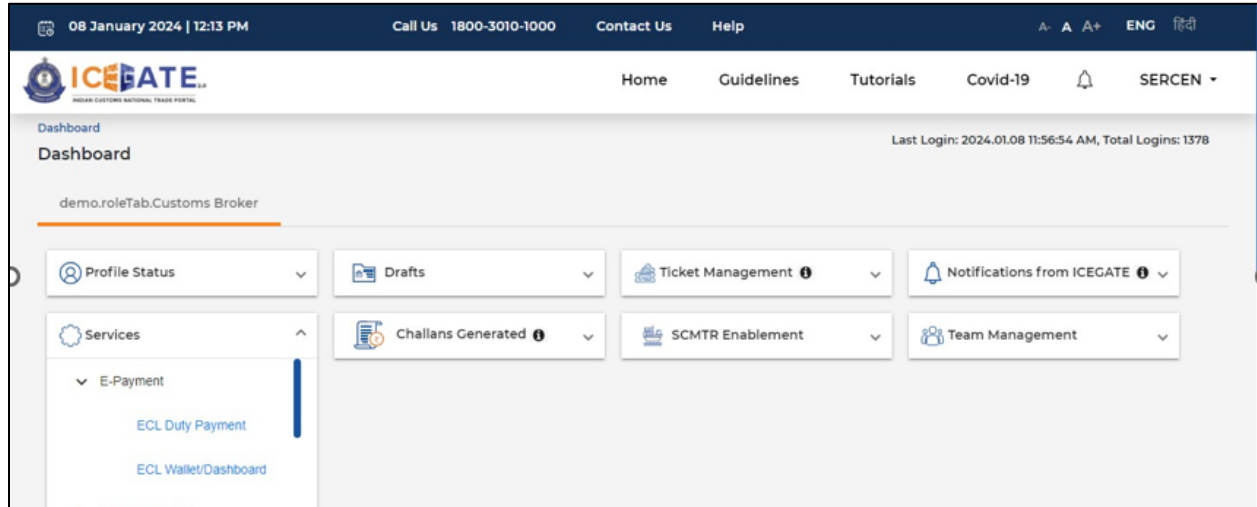


f) Now user will click on 'Services' Option.

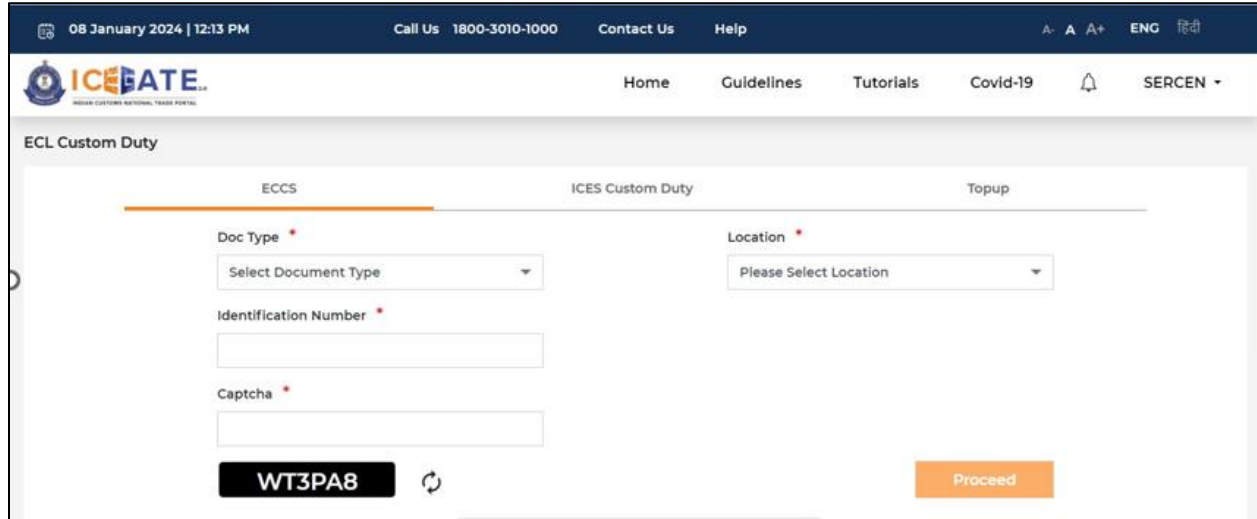
Directorate General of Systems and Data Management
CENTRAL BOARD OF INDIRECT TAXES & CUSTOMS



- g) Once user clicks on E-Payment, 2 options will be available- ECL Duty Payment and ECL Wallet/Dashboard.



- h) User will click on ECL duty Payment, then following challan payment options will be visible to the user. User will select ECCS and fill the requested details.
- ICES Duty Payment
 - ECCS
 - Top up Payment

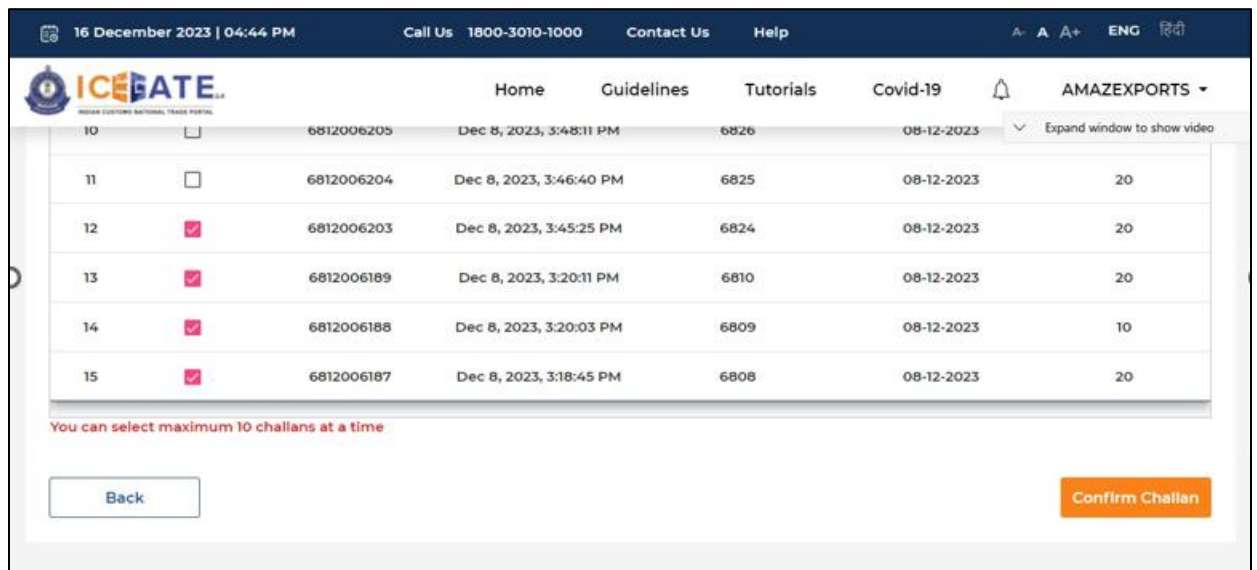


The screenshot shows the 'ECL Custom Duty' form on the ICEGATE portal. The form is divided into three tabs: 'ECCS', 'ICES Custom Duty', and 'Topup'. The 'ECCS' tab is currently selected. The form contains the following fields:

- Doc Type ***: A dropdown menu with the text 'Select Document Type'.
- Location ***: A dropdown menu with the text 'Please Select Location'.
- Identification Number ***: A text input field.
- Captcha ***: A text input field.

Below the input fields, there is a captcha image showing the text 'WT3PA8' and a 'Proceed' button.

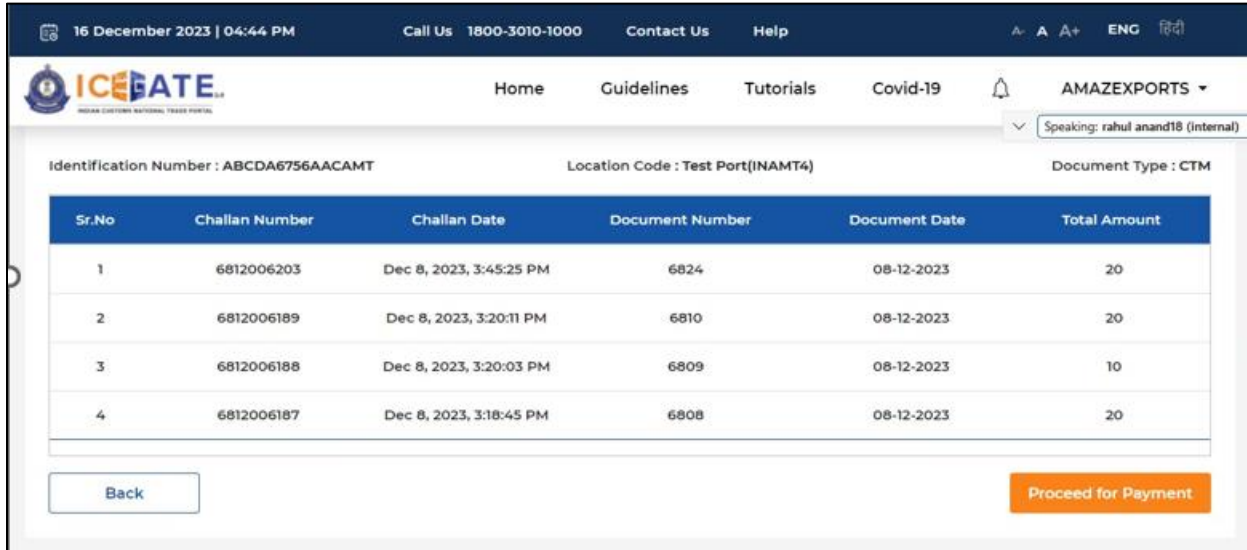
- i) User will select the challan from the mentioned list and click on 'Confirm Challan'.



The screenshot shows a list of challans on the ICEGATE portal. The list is displayed in a table format with the following columns: S.No., Status, Challan No., Date and Time, Amount, and Due Date. The 'Status' column contains checkboxes, some of which are checked. Below the table, there is a message: 'You can select maximum 10 challans at a time'. At the bottom of the page, there are 'Back' and 'Confirm Challan' buttons.

S.No.	Status	Challan No.	Date and Time	Amount	Due Date
10	<input type="checkbox"/>	6812006205	Dec 8, 2023, 3:48:11 PM	6826	08-12-2023
11	<input type="checkbox"/>	6812006204	Dec 8, 2023, 3:46:40 PM	6825	08-12-2023
12	<input checked="" type="checkbox"/>	6812006203	Dec 8, 2023, 3:45:25 PM	6824	08-12-2023
13	<input checked="" type="checkbox"/>	6812006189	Dec 8, 2023, 3:20:11 PM	6810	08-12-2023
14	<input checked="" type="checkbox"/>	6812006188	Dec 8, 2023, 3:20:03 PM	6809	08-12-2023
15	<input checked="" type="checkbox"/>	6812006187	Dec 8, 2023, 3:18:45 PM	6808	08-12-2023

- j) User will validate the list and click on 'Proceed for Payment'.



16 December 2023 | 04:44 PM Call Us 1800-3010-1000 Contact Us Help ENG हिंदी

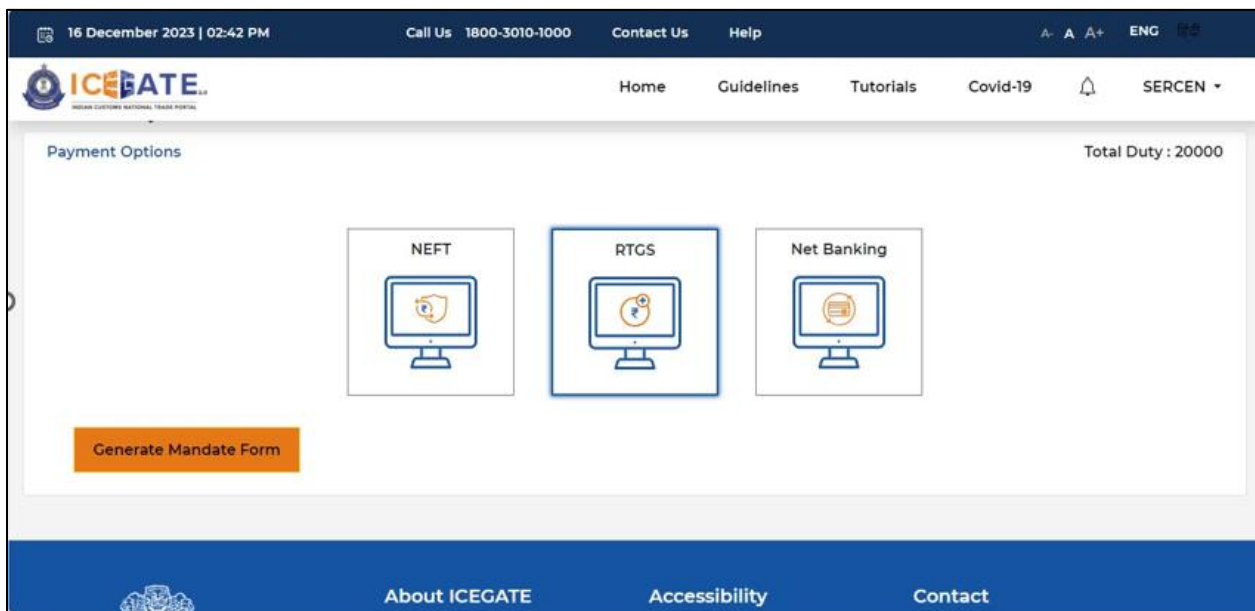
Home Guidelines Tutorials Covid-19 Speaking: rahul anand18 (Internal)

Identification Number : ABCDA6756AACAMT Location Code : Test Port(INAMT4) Document Type : CTM

Sr.No	Challan Number	Challan Date	Document Number	Document Date	Total Amount
1	6812006203	Dec 8, 2023, 3:45:25 PM	6824	08-12-2023	20
2	6812006189	Dec 8, 2023, 3:20:11 PM	6810	08-12-2023	20
3	6812006188	Dec 8, 2023, 3:20:03 PM	6809	08-12-2023	10
4	6812006187	Dec 8, 2023, 3:18:45 PM	6808	08-12-2023	20

Back Proceed for Payment

k) User will be directed to payment option where NEFT , RTGS and Netbanking modes of payment will be available. User will select NEFT/RTGS as mode of payment, an option to generate mandate form will be available as mentioned in below screen.




16 December 2023 | 02:42 PM Call Us 1800-3010-1000 Contact Us Help ENG हिंदी


Home Guidelines Tutorials Covid-19 SERCEN

Payment Options Total Duty : 20000


NEFT



RTGS



Net Banking



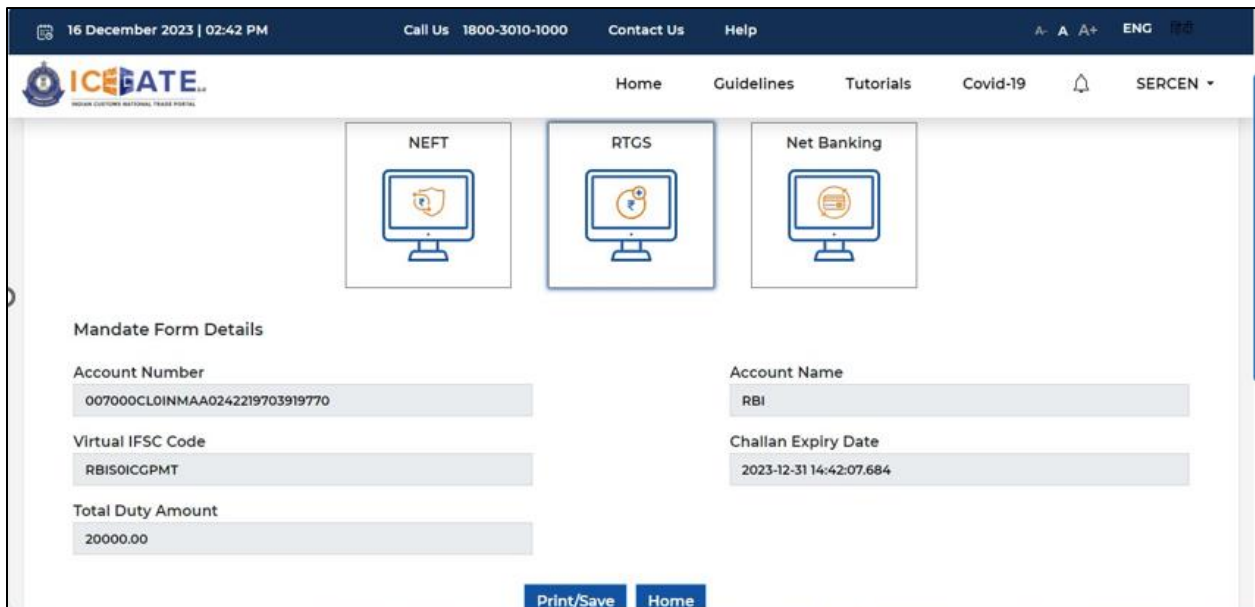
Generate Mandate Form

About ICEGATE Accessibility Contact

- l) After clicking on Generate Mandate form, a Mandate Form with all the details will be generated. After that user can make the payment through Internet Banking or Over the Counter (OTC) by taking the print of the Mandate form. Once the transaction is successful, user can check the E-Cash Ledger balance on the dashboard. However, it will take around 30 minutes to 60 minutes to reflect balance on E-Cash Ledger dashboard.

Note: NEFT/RTGS system will not provide payment confirmation status on following days:

1. All Sundays
2. Every 2nd and 4th Saturday in a month
3. National Holidays (26th January, 15th August and 2nd October)



The screenshot shows the ICEGATE 2.0 web portal interface. At the top, there is a navigation bar with the date and time (16 December 2023 | 02:42 PM), contact information (Call Us 1800-3010-1000), and links for Contact Us and Help. The main header includes the ICEGATE logo and navigation links for Home, Guidelines, Tutorials, Covid-19, and a user profile dropdown (SERCEN). Below the header, there are three large buttons for payment methods: NEFT, RTGS, and Net Banking. The main content area displays the 'Mandate Form Details' with the following information:

Mandate Form Details	
Account Number	007000CLOINMAA0242219703919770
Account Name	RBI
Virtual IFSC Code	RBIS0ICGPMT
Challan Expiry Date	2023-12-31 14:42:07.684
Total Duty Amount	20000.00

At the bottom of the form, there are two buttons: 'Print/Save' and 'Home'.

- m) In case user has missed to print/download the Mandate form post creation, it can be printed/downloaded from ECL E-payment enquiry page post entering all the relevant details. User will get the option 'Generate Form' on the Enquiry page in the column 'Action'.

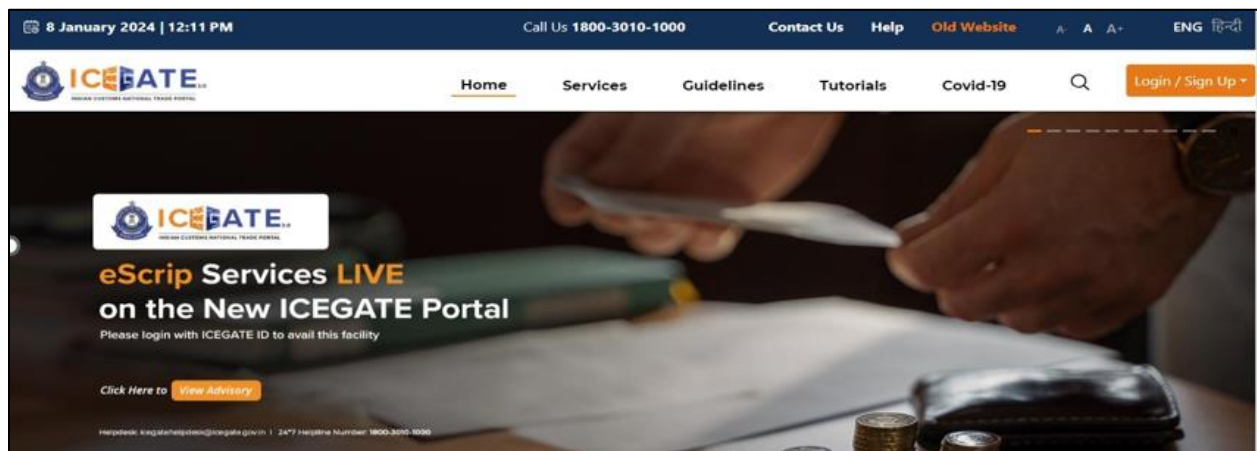
13 January 2024 | 05:53 PM Call Us 1800-3010-1000 Contact Us Help ENG हिंदी

Home Guidelines Tutorials Covid-19

IG Reference	Challans	Payment Date	Amount	Payment Initiated	Bank/RBI/ECL Payment Status	Third Party Integration Status	Action
007000CLOINMAA0520568274312874	View Challan	Jan 12, 2024, 5:23:14 PM	22222	Jan 12, 2024, 5:20:56 PM	SUCCESS	NA	
007000CLOINMAA0630128564998763	View Challan	Jan 12, 2024, 6:33:02 PM	41006	Jan 12, 2024, 6:30:12 PM	SUCCESS	NA	
007000CLOINMAA0549367729620422	View Challan	NA	10001	Jan 13, 2024, 7:49:36 PM	PENDING	NA	Generate Form
007000CLOINMAA0518489308788155	View Challan	NA	20000	Jan 12, 2024, 5:18:48 PM	PENDING	NA	---
007000CLOINMAA0320076885623691	View Challan	NA	1000	Jan 13, 2024, 3:20:07 PM	PENDING	NA	Generate Form
007000CLOINMAA0403284879637543	View Challan	Jan 13, 2024, 4:05:26 PM	500000	Jan 12, 2024, 4:03:28 PM	SUCCESS	NA	
007000CLOINMAA0438094530245478	View Challan	NA	10000	Jan 13, 2024, 4:38:09 PM	PENDING	NA	---
007000CLOINMAA0436034244618266	View Challan	NA	10000	Jan 13, 2024, 4:36:03 PM	PENDING	NA	---

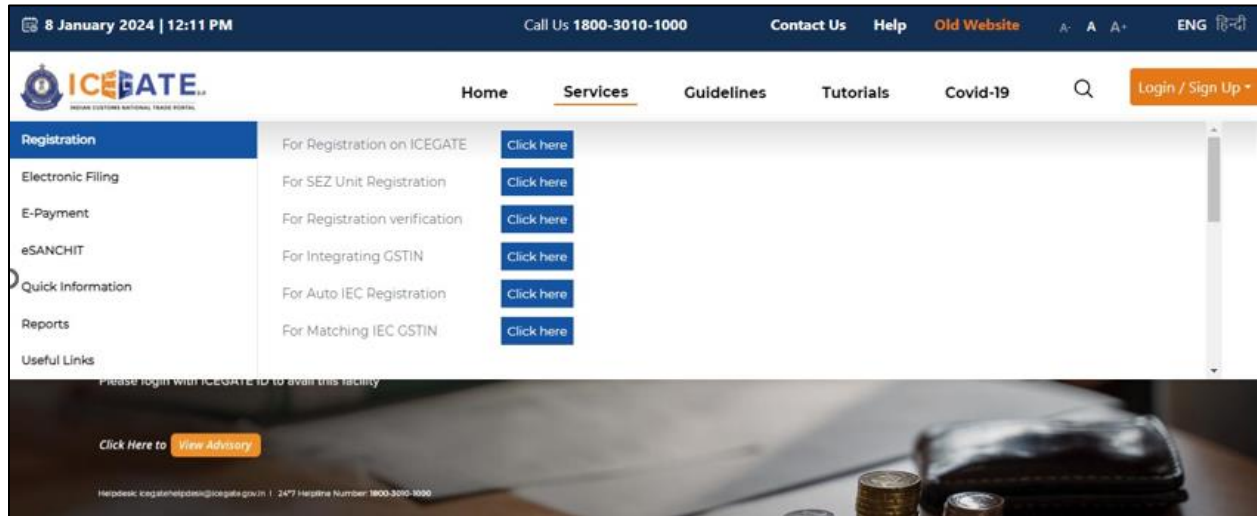
8.2 ECCS Challan Payment through Internet Banking

a) User will go to www.icegate.gov.in.

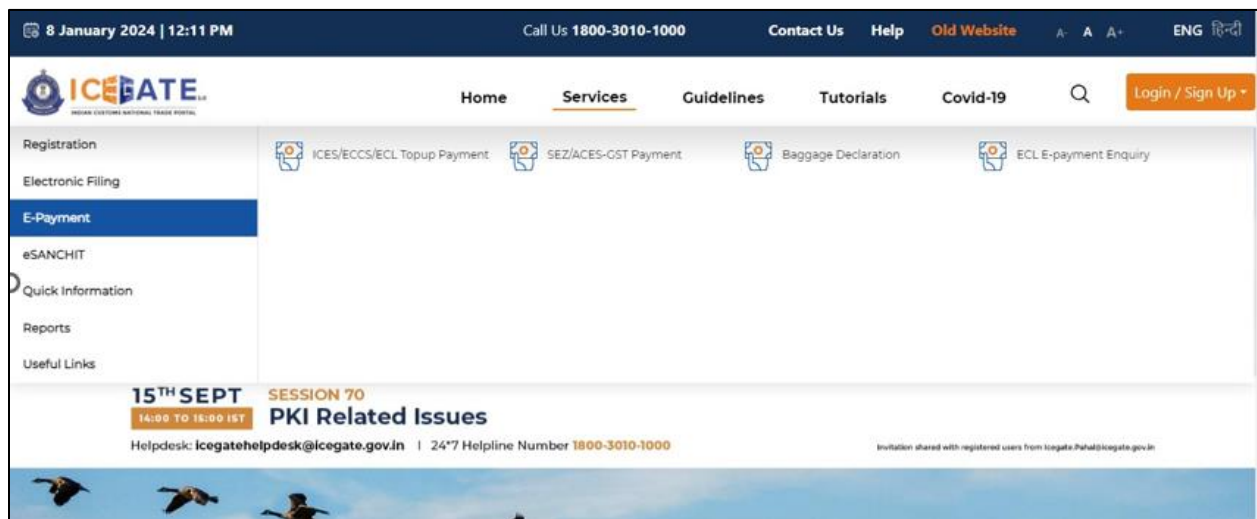


b) On the main website, user will click on Services tab.

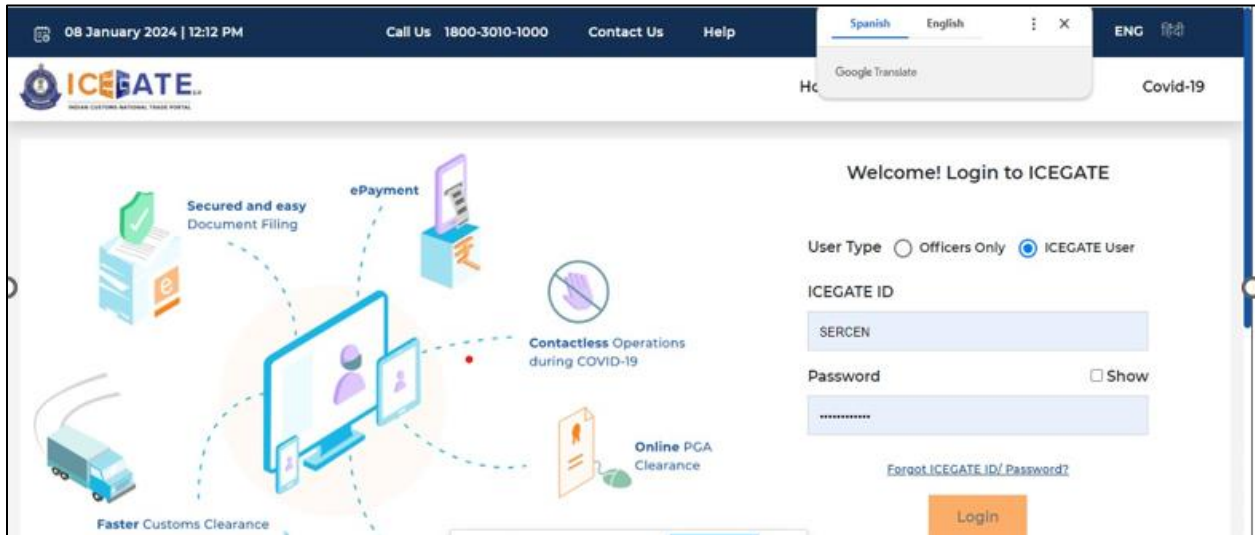
Directorate General of Systems and Data Management
CENTRAL BOARD OF INDIRECT TAXES & CUSTOMS



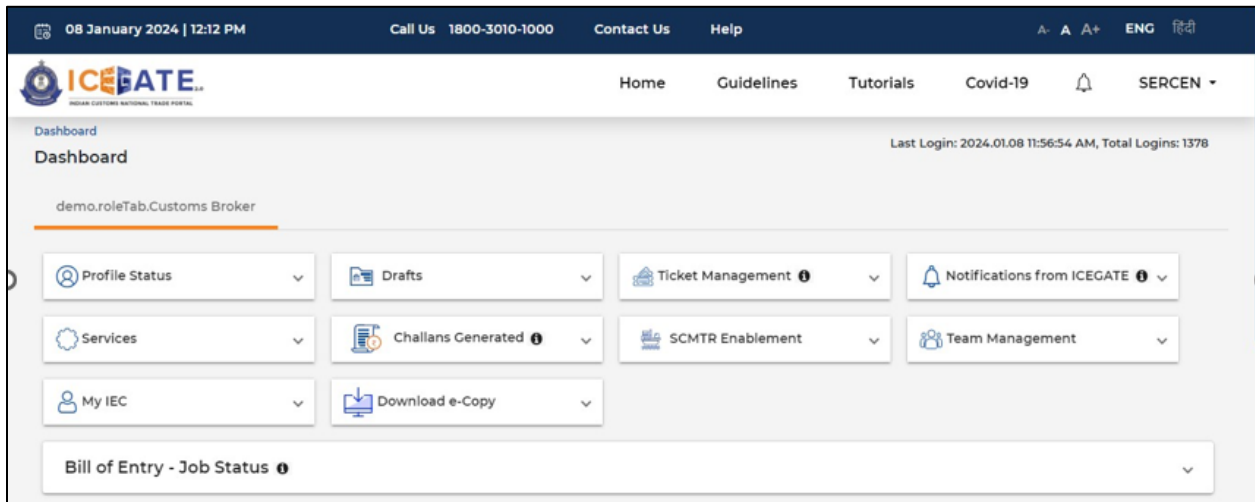
- c) User will click on 'E-Payment' option on the left side menu bar and select ICES/ECCS/ECL Topup Payment.



- d) User will fill the credentials and click on Login.

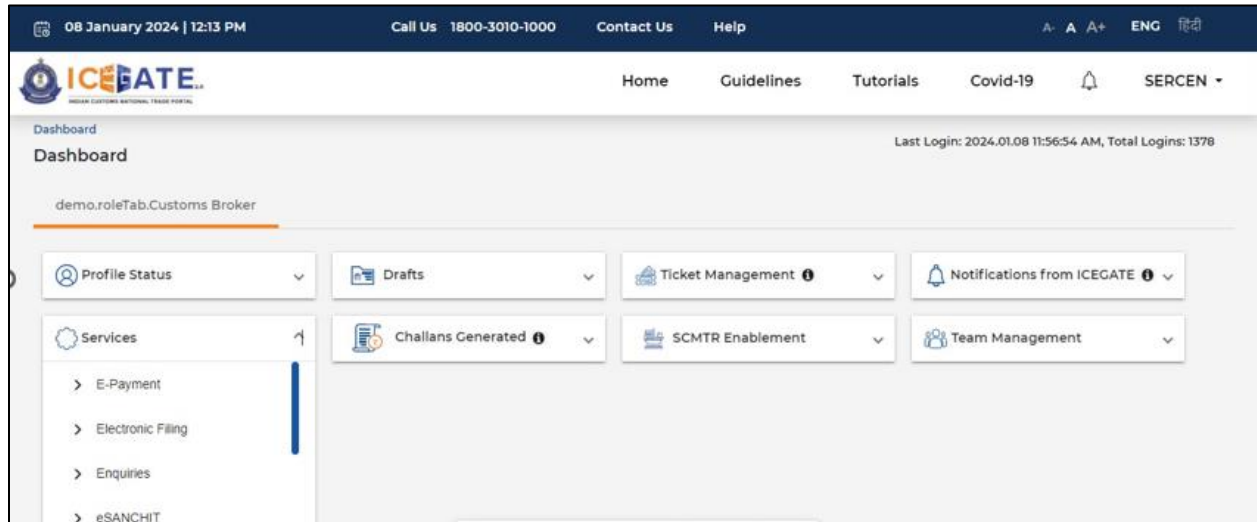


e) Once login is successful, user will be directed to 'ICEGATE Dashboard' page.

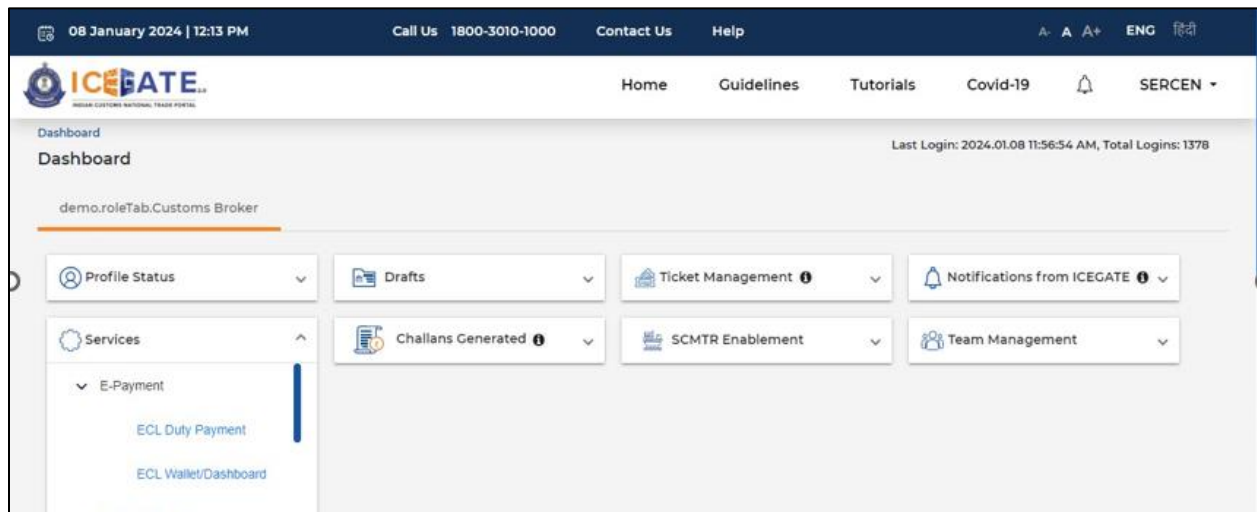


f) Now user will click on 'Services' Option.

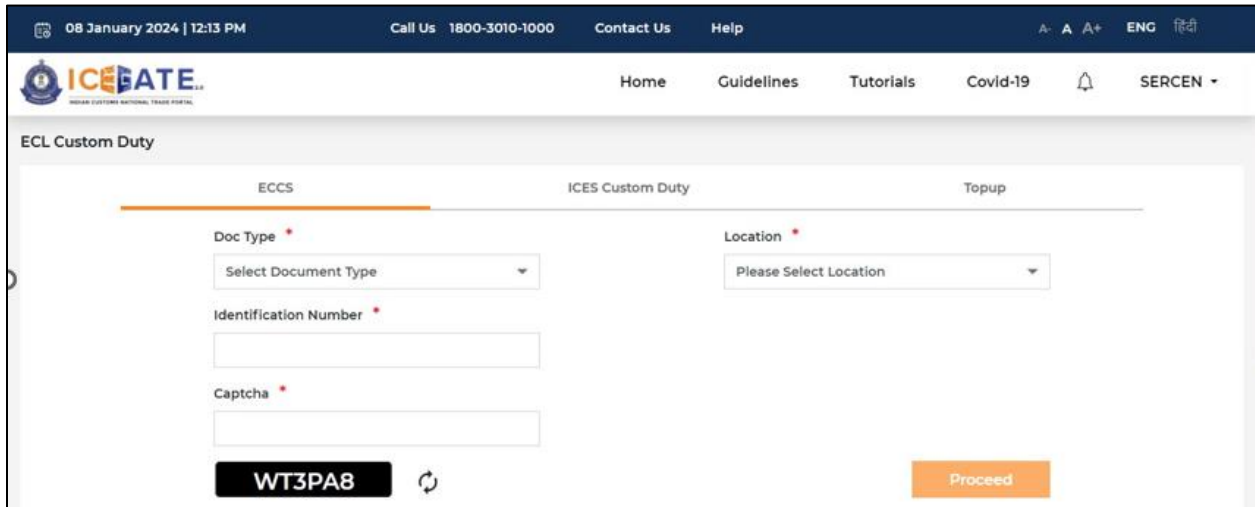
Directorate General of Systems and Data Management
CENTRAL BOARD OF INDIRECT TAXES & CUSTOMS



g) Once user clicks on E-Payment, 2 options will be available- ECL Duty Payment and ECL Wallet/Dashboard.



- h) User will click on ECL duty Payment, then following challan payment options will be visible to the user. User will select ECCS and fill the requested details.
- ICES Duty Payment
 - ECCS
 - Top up Payment



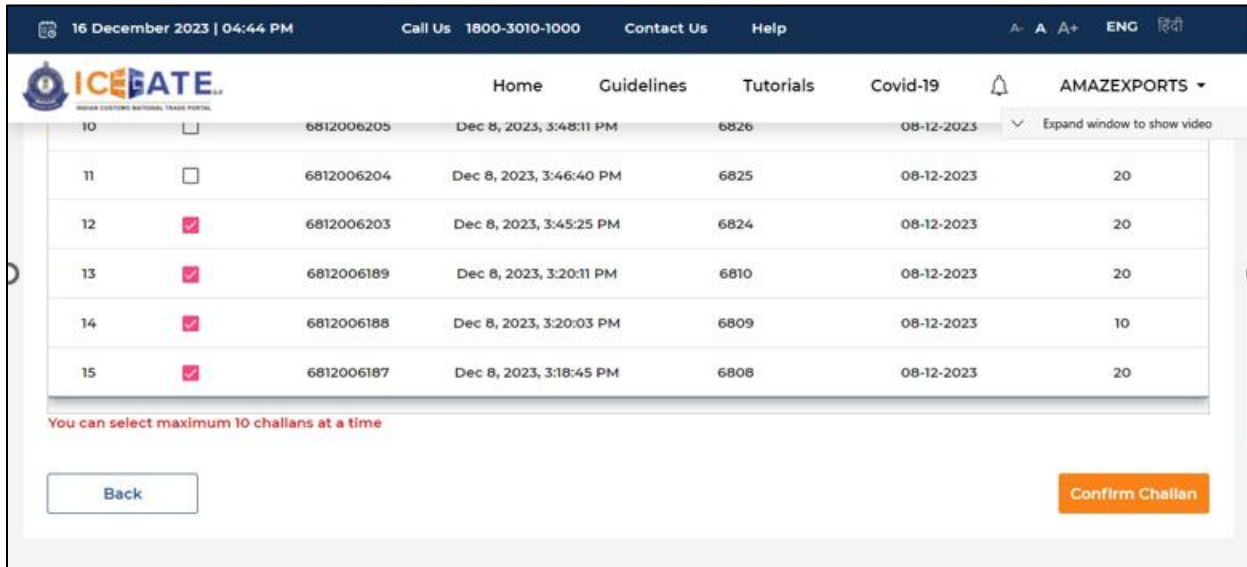
The screenshot shows the ICEGATE 2.0 web portal interface for ECL Custom Duty payment. The page title is "ECL Custom Duty". There are three tabs: "ECCS" (selected), "ICES Custom Duty", and "Topup". The form contains the following fields:

- Doc Type ***: A dropdown menu with the text "Select Document Type".
- Location ***: A dropdown menu with the text "Please Select Location".
- Identification Number ***: A text input field.
- Captcha ***: A text input field.

At the bottom left, there is a black box with the text "WT3PA8" and a refresh icon. At the bottom right, there is an orange "Proceed" button. The top navigation bar includes the date "08 January 2024 | 12:13 PM", contact information "Call Us 1800-3010-1000", and links for "Contact Us" and "Help". The right side of the navigation bar includes "ENG" and a language icon.

- i) User will select the challan from the mentioned list and click on 'Confirm Challan'.

Directorate General of Systems and Data Management
CENTRAL BOARD OF INDIRECT TAXES & CUSTOMS



16 December 2023 | 04:44 PM Call Us 1800-3010-1000 Contact Us Help ENG हिंदी

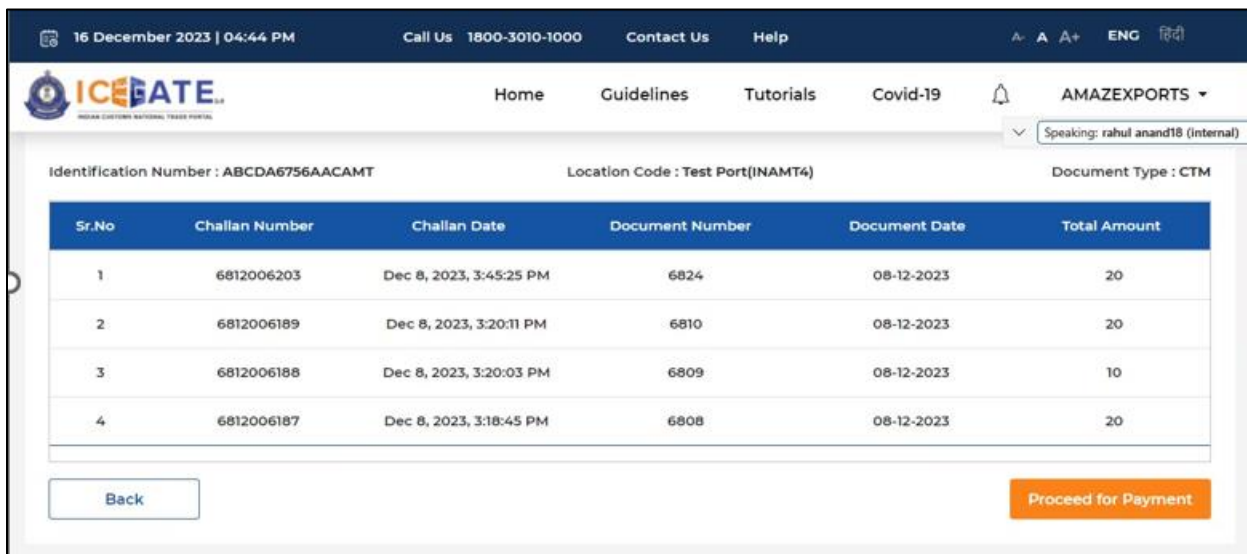
Home Guidelines Tutorials Covid-19 AMAZEXPORTS ▾

Sr.No	Challan Number	Challan Date	Document Number	Document Date	Total Amount
10	6812006205	Dec 8, 2023, 3:48:11 PM	6826	08-12-2023	
11	6812006204	Dec 8, 2023, 3:46:40 PM	6825	08-12-2023	20
12	6812006203	Dec 8, 2023, 3:45:25 PM	6824	08-12-2023	20
13	6812006189	Dec 8, 2023, 3:20:11 PM	6810	08-12-2023	20
14	6812006188	Dec 8, 2023, 3:20:03 PM	6809	08-12-2023	10
15	6812006187	Dec 8, 2023, 3:18:45 PM	6808	08-12-2023	20

You can select maximum 10 challans at a time

Back Confirm Challan

j) User will validate the list and click on 'Proceed for Payment'.



16 December 2023 | 04:44 PM Call Us 1800-3010-1000 Contact Us Help ENG हिंदी

Home Guidelines Tutorials Covid-19 AMAZEXPORTS ▾

Speaking: rahul anand18 (Internal)

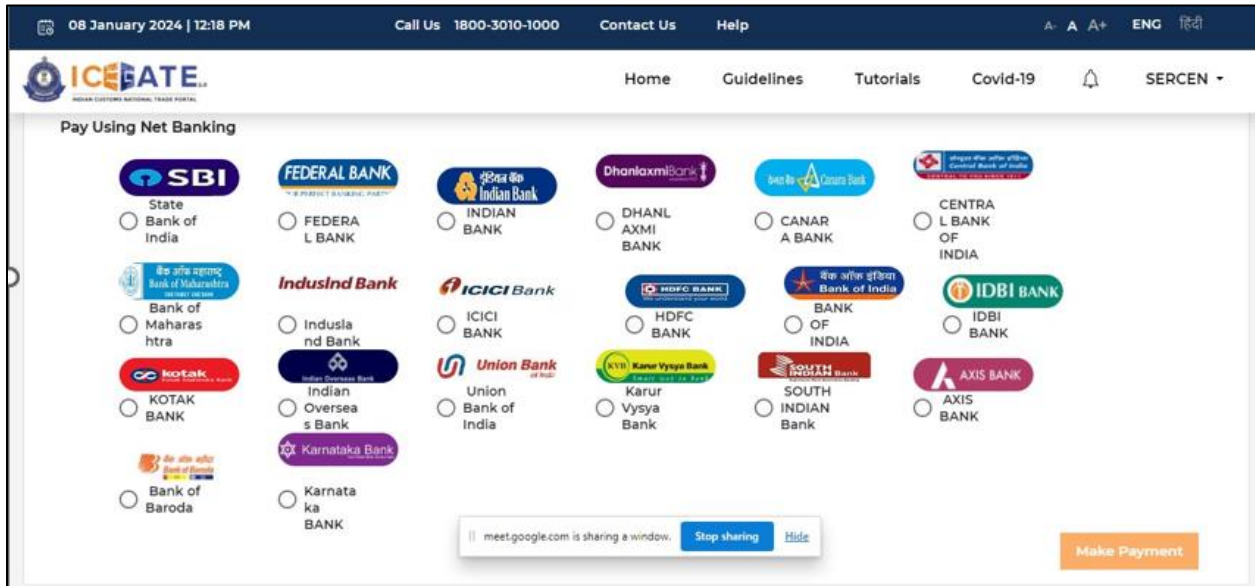
Identification Number : ABCDA6756AACAMT Location Code : Test Port(INAMT4) Document Type : CTM

Sr.No	Challan Number	Challan Date	Document Number	Document Date	Total Amount
1	6812006203	Dec 8, 2023, 3:45:25 PM	6824	08-12-2023	20
2	6812006189	Dec 8, 2023, 3:20:11 PM	6810	08-12-2023	20
3	6812006188	Dec 8, 2023, 3:20:03 PM	6809	08-12-2023	10
4	6812006187	Dec 8, 2023, 3:18:45 PM	6808	08-12-2023	20

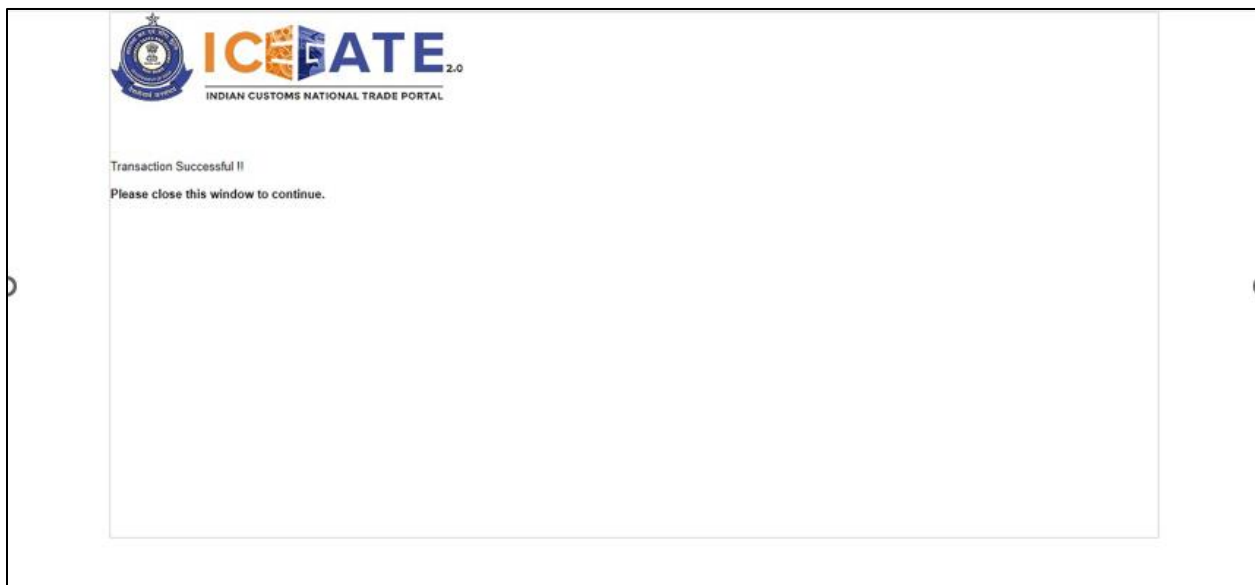
Back Proceed for Payment

k) User will select Net Banking as mode of Payment, the list of authorized banks will be displayed from which user can select the desired bank for payment and click on 'Make Payment' button.

Directorate General of Systems and Data Management
CENTRAL BOARD OF INDIRECT TAXES & CUSTOMS

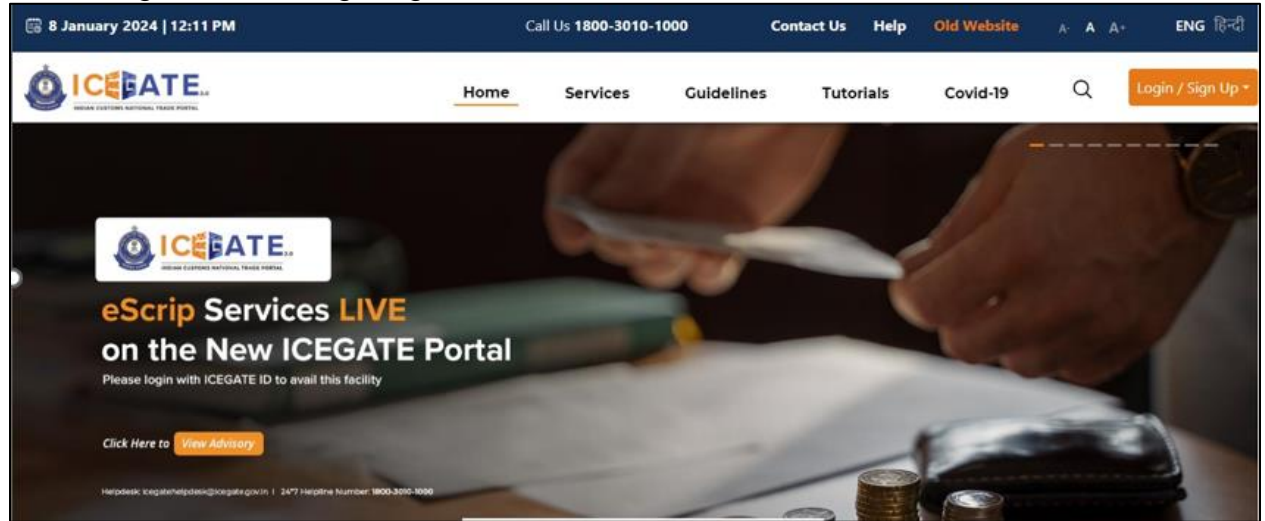


- 1) User will be routed to Bank's Internet Banking page and once the payment is successful user will be re-directed to ICEGATE page with 'Transaction Successful' message.

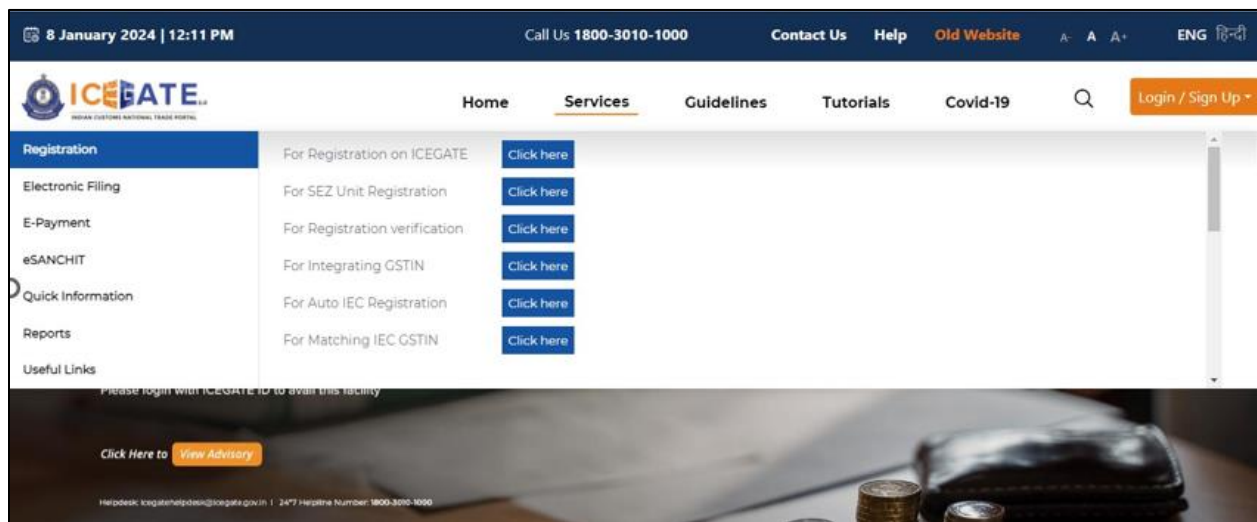


8.3 ECES Challan Payment through ECL Wallet

a) User will go to www.icegate.gov.in.

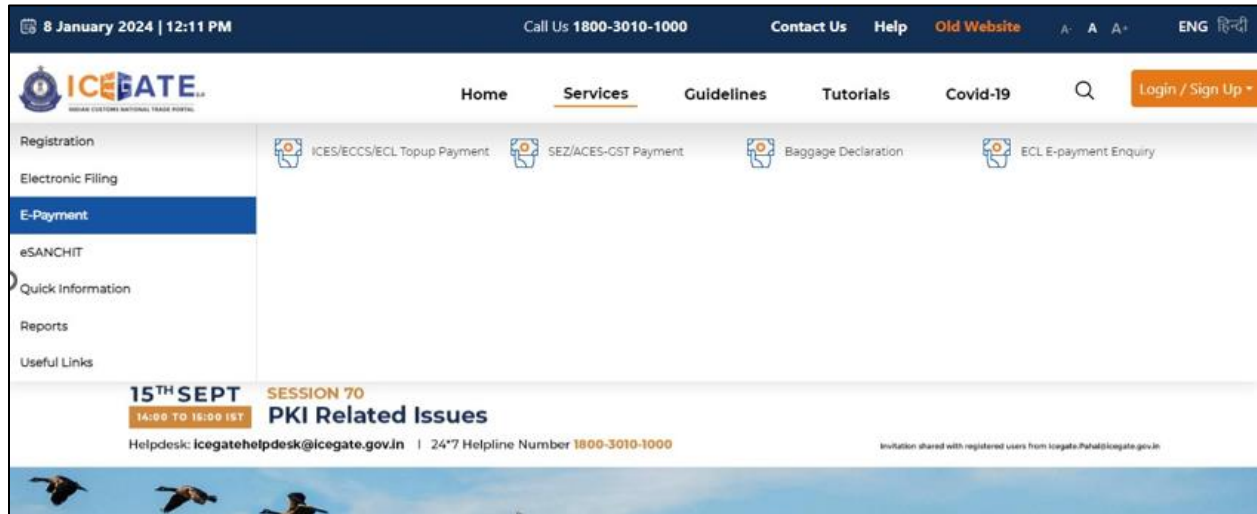


b) On the main website, user will click on Services tab.

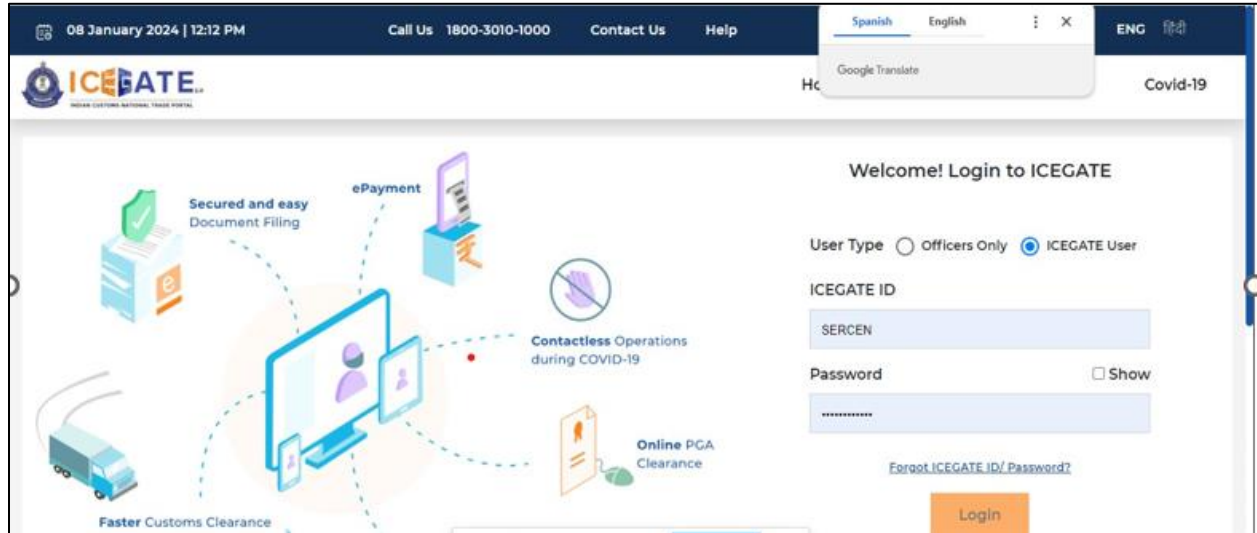


c) User will click on 'E-Payment' option on the left side menu bar and select ICES/ECCS/ECL Topup Payment.

Directorate General of Systems and Data Management
CENTRAL BOARD OF INDIRECT TAXES & CUSTOMS

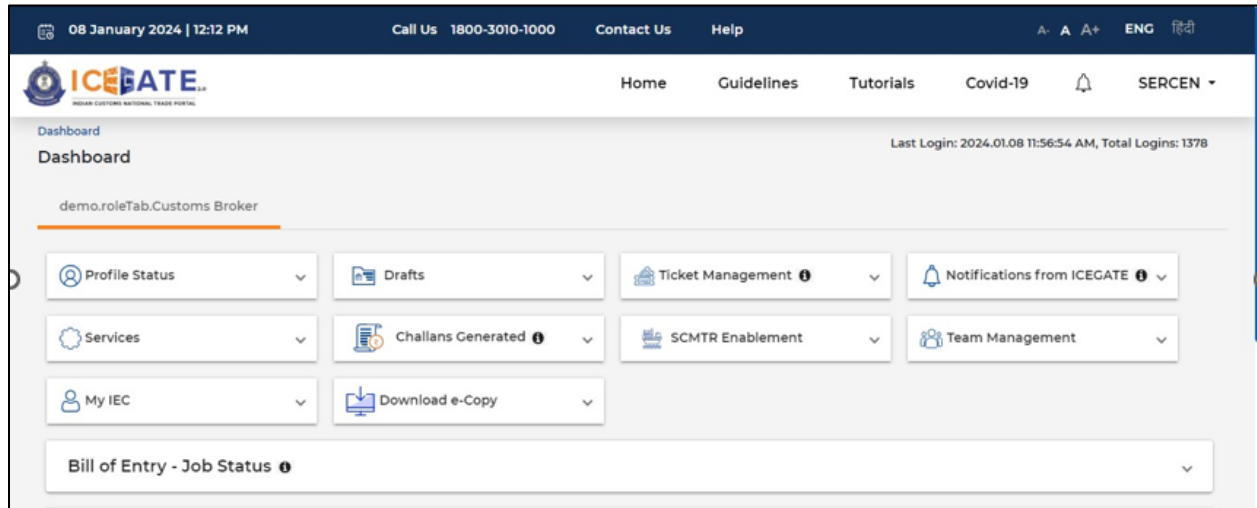


d) User will fill the credentials and click on Login.

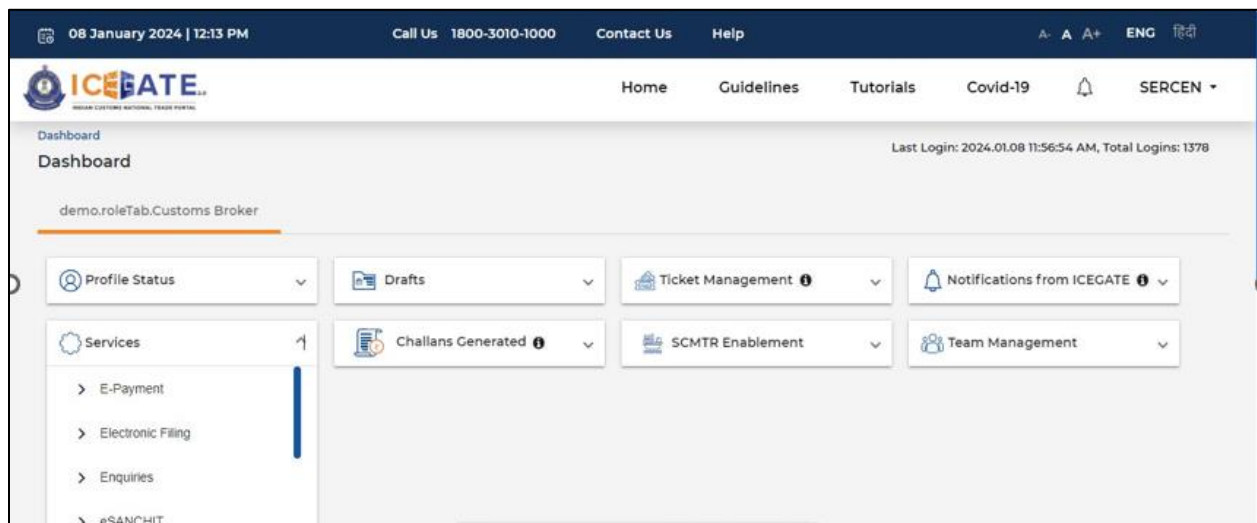


e) Once login is successful, user will be directed to 'ICEGATE Dashboard' page.

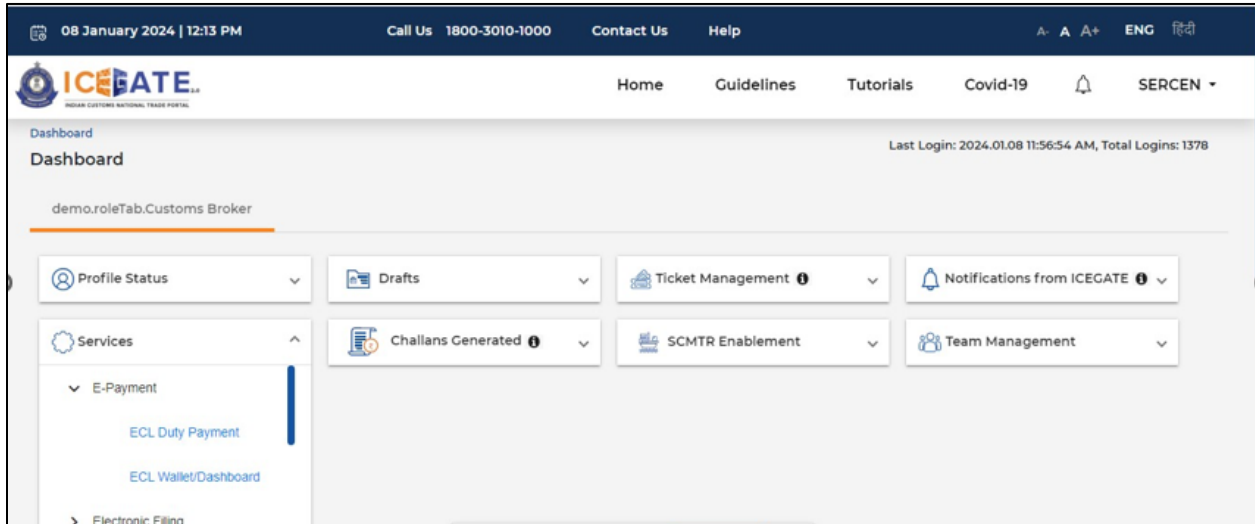
Directorate General of Systems and Data Management
CENTRAL BOARD OF INDIRECT TAXES & CUSTOMS



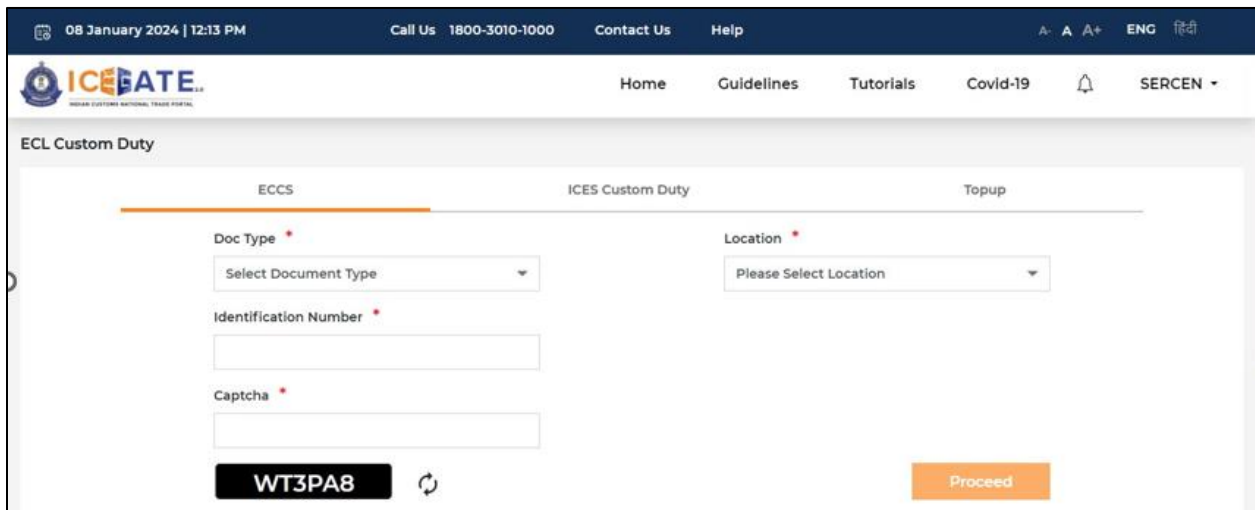
f) Now user will click on 'Services' Option.



g) Once user clicks on E-Payment, 2 options will be available- ECL Duty Payment and ECL Wallet/Dashboard.

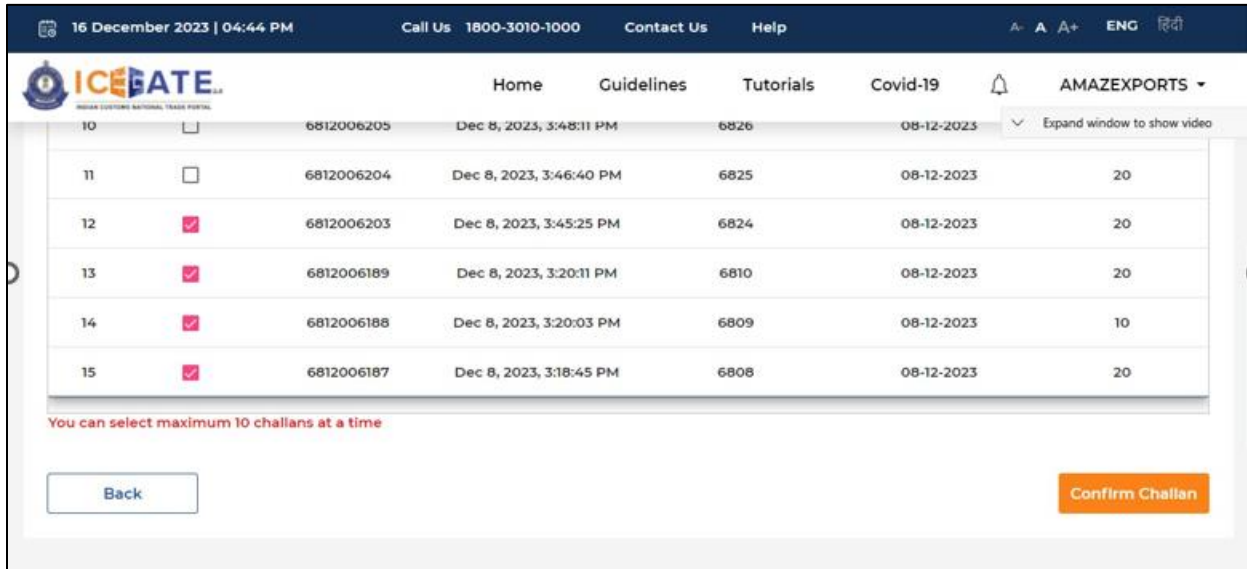


- h) User will click on ECL duty Payment, then following challan payment options will be visible to the user. User will select ECCS and fill the requested details.
- a. ICES Duty Payment
 - b. ECCS
 - c. Top up Payment



Directorate General of Systems and Data Management
CENTRAL BOARD OF INDIRECT TAXES & CUSTOMS

- i) User will select the challan from the mentioned list and click on 'Confirm Challan'.

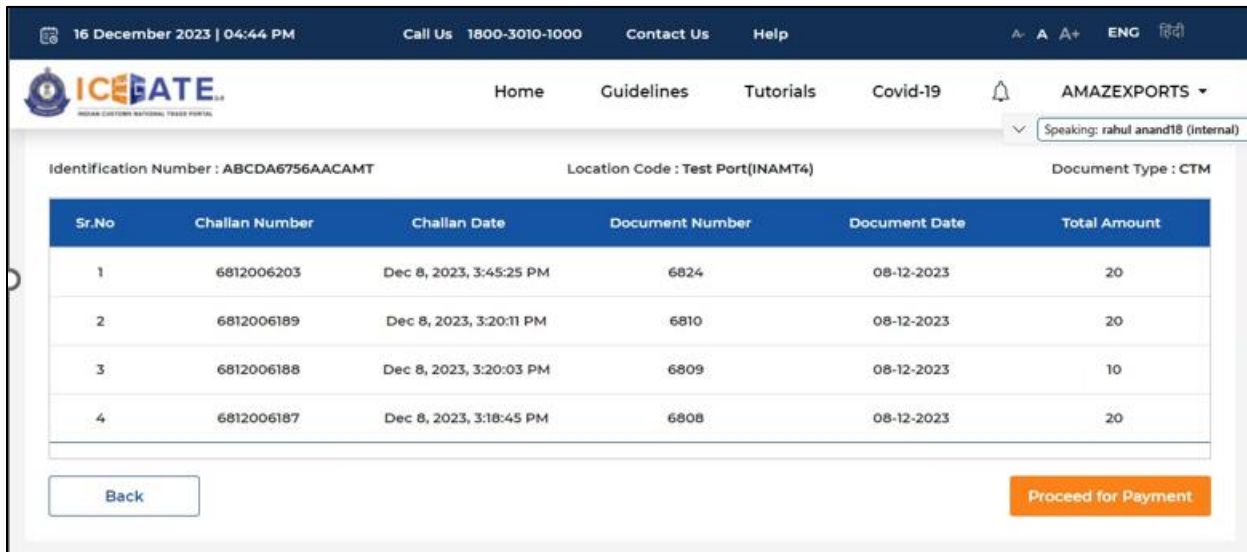


Sr.No	Challan Number	Challan Date	Document Number	Document Date	Total Amount
10	6812006205	Dec 8, 2023, 3:48:11 PM	6826	08-12-2023	
11	6812006204	Dec 8, 2023, 3:46:40 PM	6825	08-12-2023	20
12	6812006203	Dec 8, 2023, 3:45:25 PM	6824	08-12-2023	20
13	6812006189	Dec 8, 2023, 3:20:11 PM	6810	08-12-2023	20
14	6812006188	Dec 8, 2023, 3:20:03 PM	6809	08-12-2023	10
15	6812006187	Dec 8, 2023, 3:18:45 PM	6808	08-12-2023	20

You can select maximum 10 challans at a time

Buttons: Back, Confirm Challan

- j) User will validate the list and click on 'Proceed for Payment'.



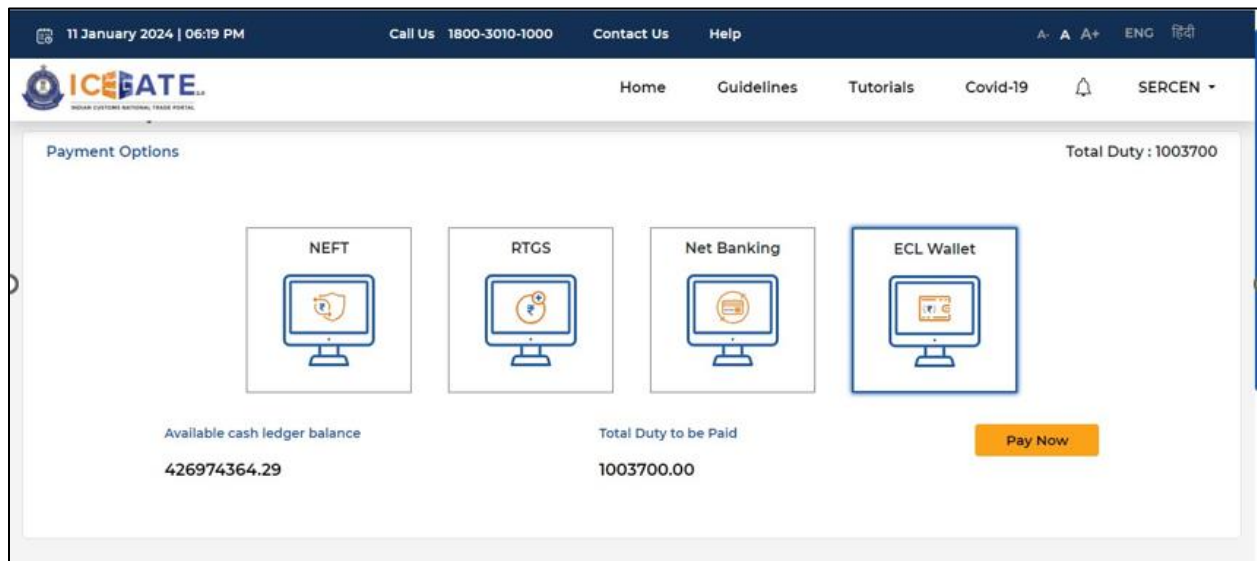
Speaking: rahul anand18 (Internal)

Identification Number : ABCDA6756AACAMT Location Code : Test Port(INAMT4) Document Type : CTM

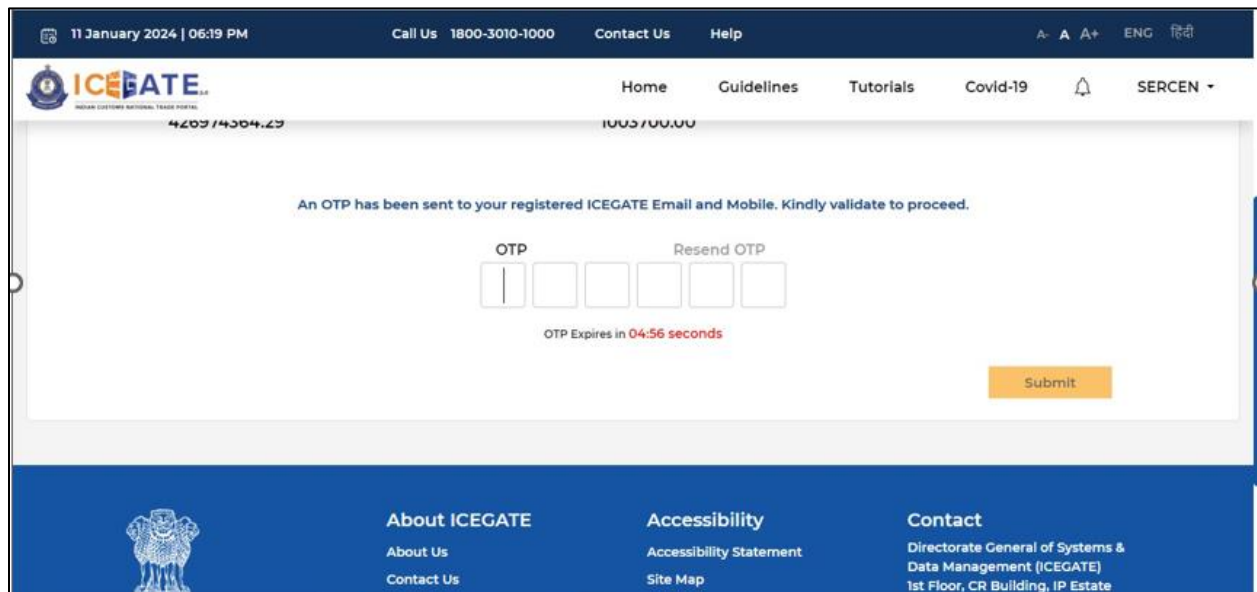
Sr.No	Challan Number	Challan Date	Document Number	Document Date	Total Amount
1	6812006203	Dec 8, 2023, 3:45:25 PM	6824	08-12-2023	20
2	6812006189	Dec 8, 2023, 3:20:11 PM	6810	08-12-2023	20
3	6812006188	Dec 8, 2023, 3:20:03 PM	6809	08-12-2023	10
4	6812006187	Dec 8, 2023, 3:18:45 PM	6808	08-12-2023	20

Buttons: Back, Proceed for Payment

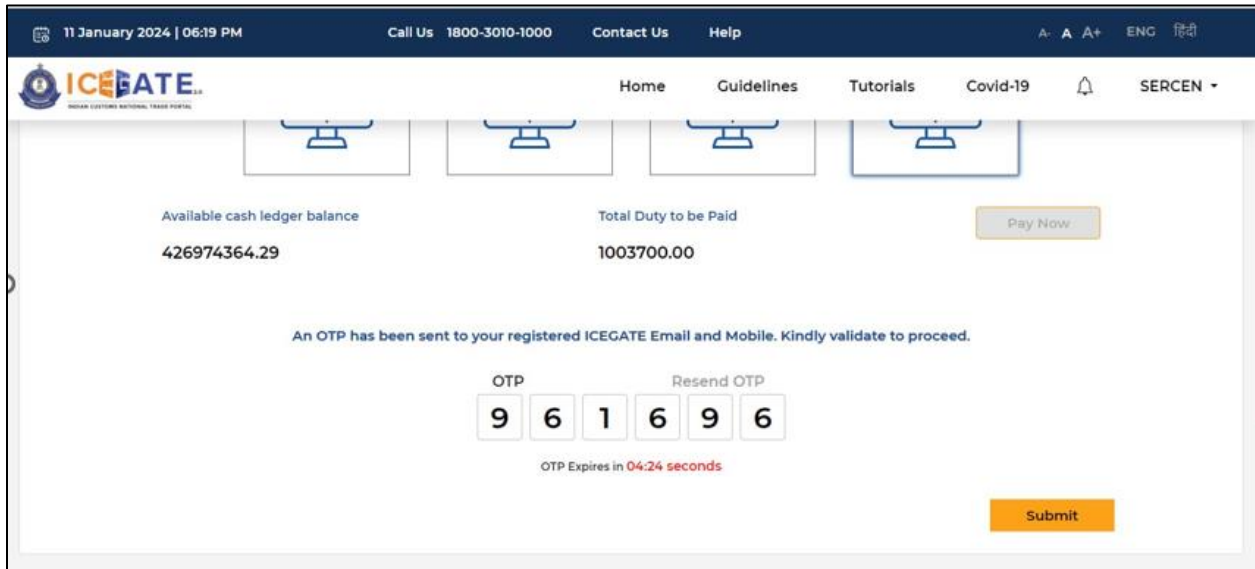
- k) User will select ECL Wallet from the mentioned modes of Payment.



l) An OTP will be sent on user's registered Mobile number and email ID.



m) User will enter the OTP and click on Submit.



11 January 2024 | 06:19 PM Call Us 1800-3010-1000 Contact Us Help A- A A+ ENG हिंदी

ICEGATE 2.0 Home Guidelines Tutorials Covid-19 SERCEN

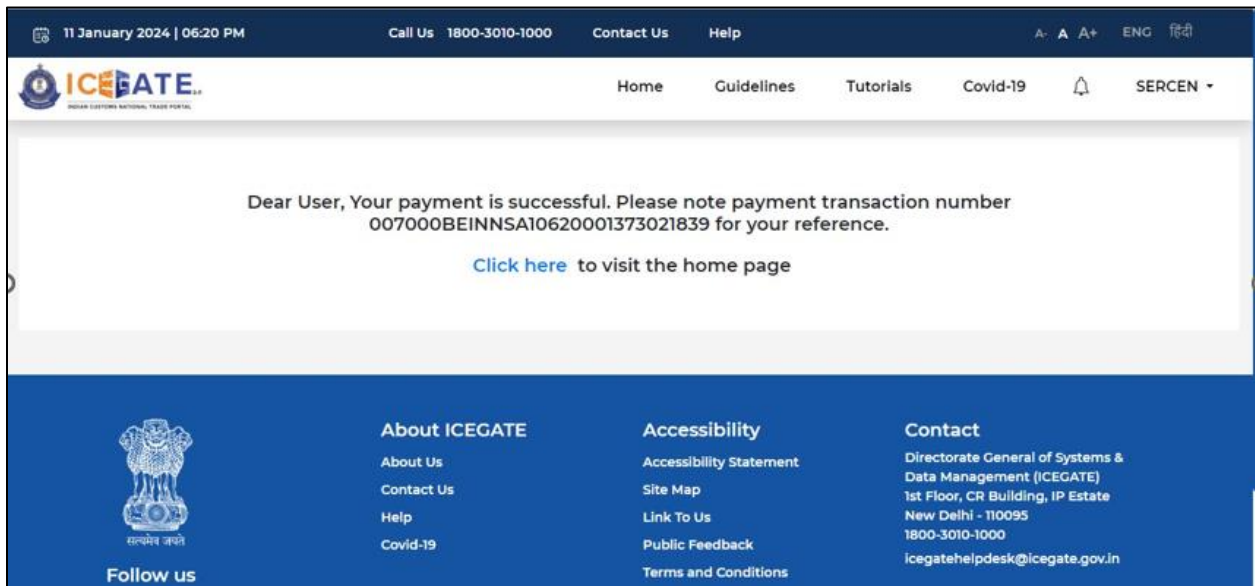
Available cash ledger balance: 426974364.29 Total Duty to be Paid: 1003700.00 [Pay Now](#)

An OTP has been sent to your registered ICEGATE Email and Mobile. Kindly validate to proceed.

OTP: 9 6 1 6 9 6 Resend OTP

OTP Expires in 04:24 seconds [Submit](#)

n) Payment Successful message will be displayed on the screen.



11 January 2024 | 06:20 PM Call Us 1800-3010-1000 Contact Us Help A- A A+ ENG हिंदी

ICEGATE 2.0 Home Guidelines Tutorials Covid-19 SERCEN

Dear User, Your payment is successful. Please note payment transaction number 007000BEINNSA10620001373021839 for your reference.

[Click here](#) to visit the home page

Follow us

About ICEGATE
About Us
Contact Us
Help
Covid-19

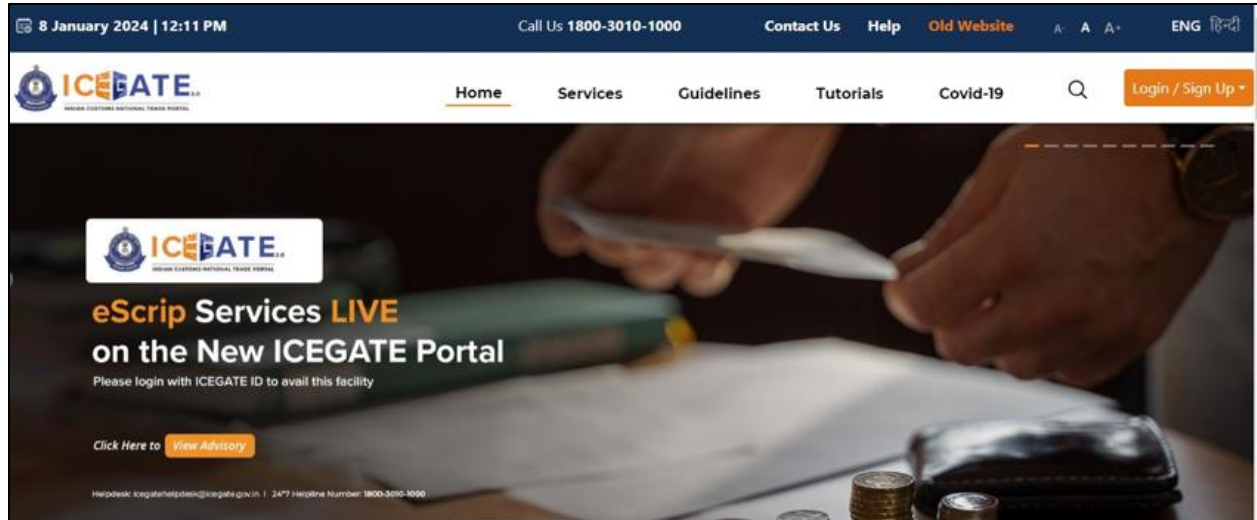
Accessibility
Accessibility Statement
Site Map
Link To Us
Public Feedback
Terms and Conditions

Contact
Directorate General of Systems & Data Management (ICEGATE)
1st Floor, CR Building, IP Estate
New Delhi - 110095
1800-3010-1000
icegatehelpdesk@icegate.gov.in

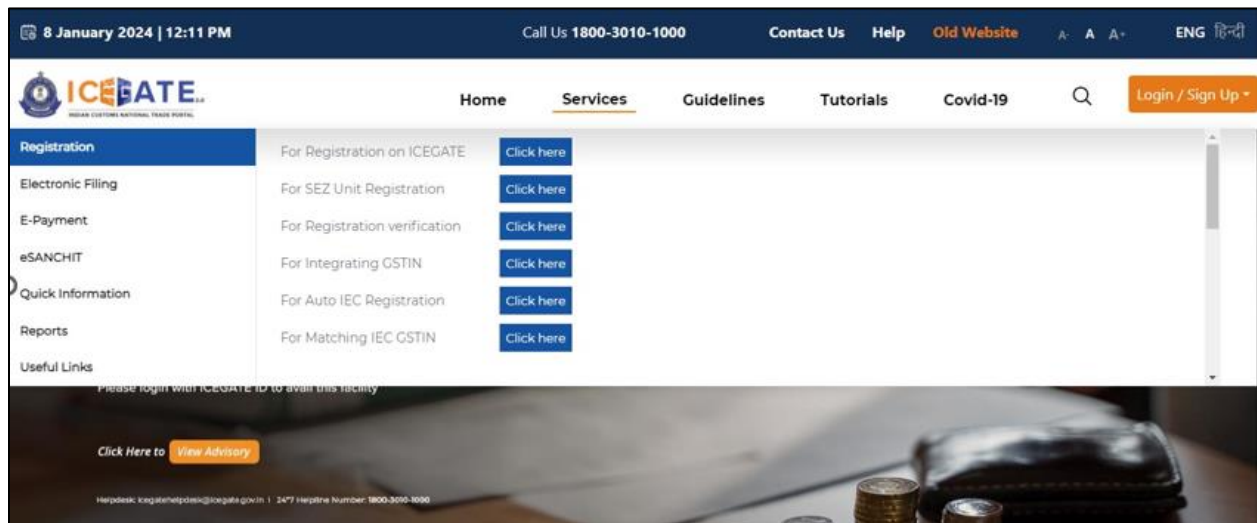
9. Payment of SEZ Challans through different modes

9.1 SEZ Challan Payment through NEFT/RTGS

a) User will go to www.icegate.gov.in.

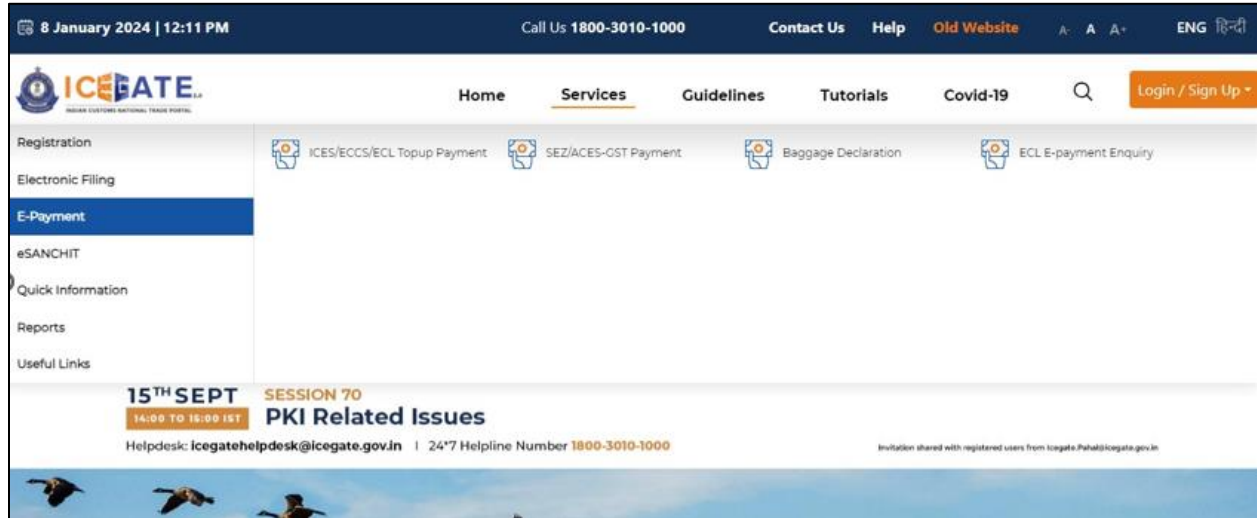


b) On the main website, user will click on Services tab.

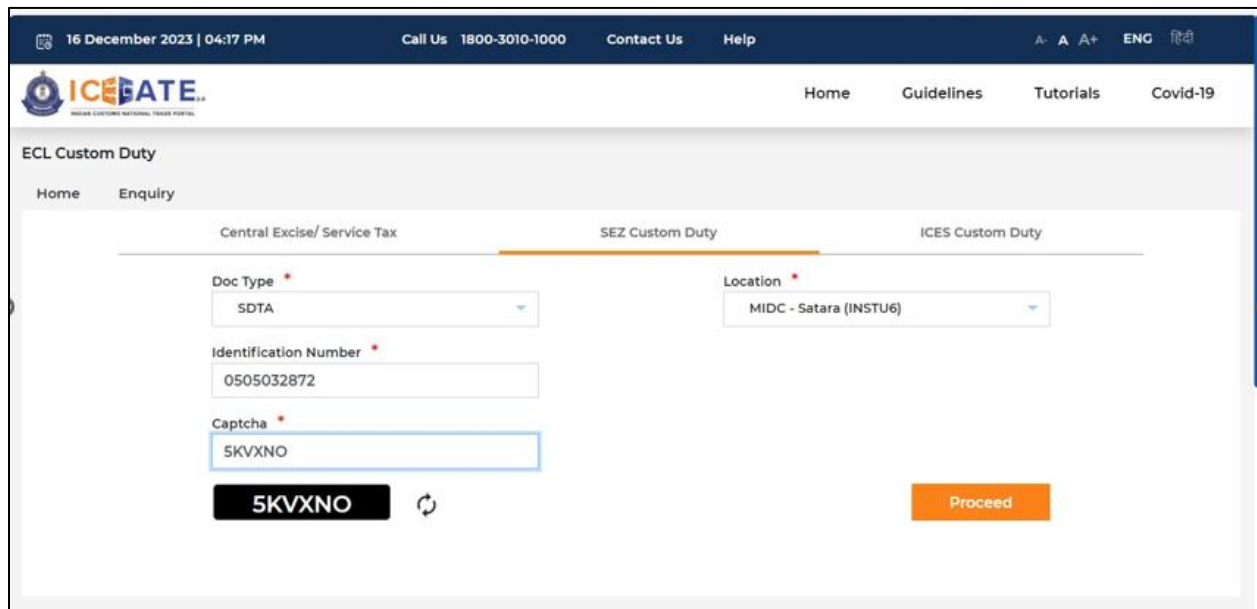


Directorate General of Systems and Data Management
CENTRAL BOARD OF INDIRECT TAXES & CUSTOMS

- c) User will click on 'E-Payment' option on the left side menu bar and select SEZ/ACES-GST Payment.

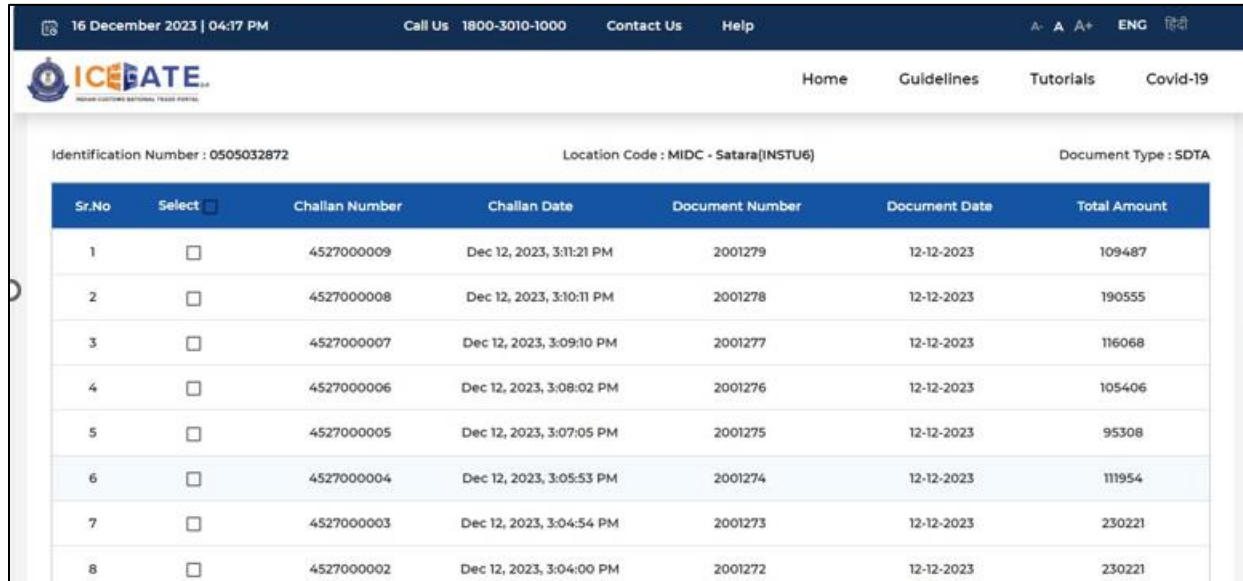


- d) User will click on 'SEZ Duty' and fill the requested details and click on 'Proceed'.



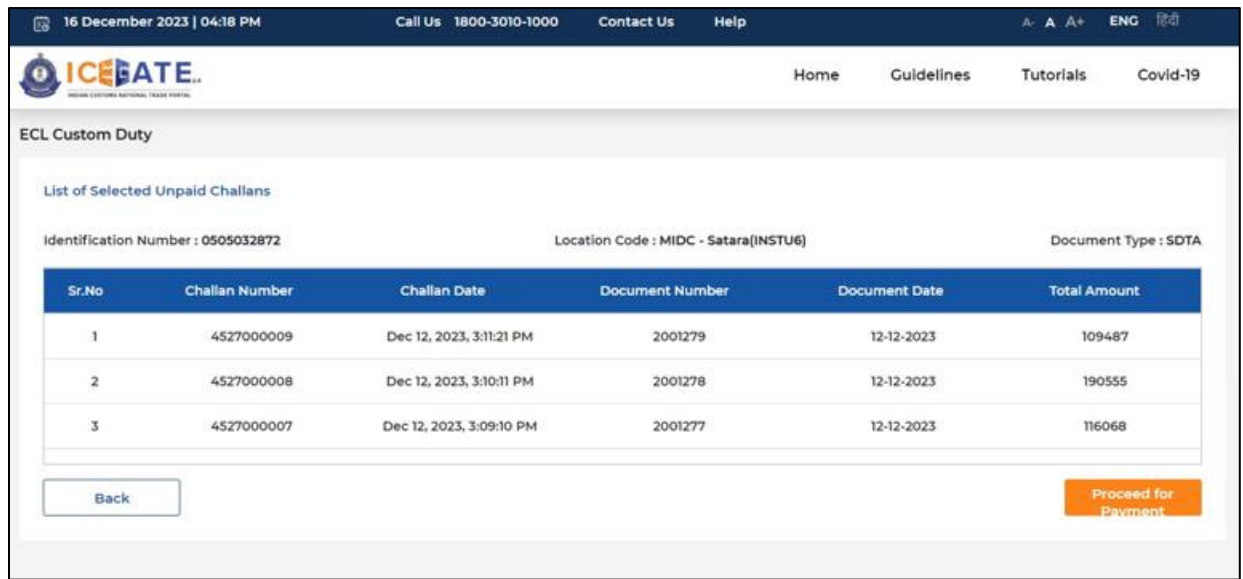
Directorate General of Systems and Data Management
CENTRAL BOARD OF INDIRECT TAXES & CUSTOMS

e) User will select the challan from the mentioned list and click on 'Select Challan'.



Sr.No	Select	Challan Number	Challan Date	Document Number	Document Date	Total Amount
1	<input type="checkbox"/>	4527000009	Dec 12, 2023, 3:11:21 PM	2001279	12-12-2023	109487
2	<input type="checkbox"/>	4527000008	Dec 12, 2023, 3:10:11 PM	2001278	12-12-2023	190555
3	<input type="checkbox"/>	4527000007	Dec 12, 2023, 3:09:10 PM	2001277	12-12-2023	116068
4	<input type="checkbox"/>	4527000006	Dec 12, 2023, 3:08:02 PM	2001276	12-12-2023	105406
5	<input type="checkbox"/>	4527000005	Dec 12, 2023, 3:07:05 PM	2001275	12-12-2023	95308
6	<input type="checkbox"/>	4527000004	Dec 12, 2023, 3:05:53 PM	2001274	12-12-2023	111954
7	<input type="checkbox"/>	4527000003	Dec 12, 2023, 3:04:54 PM	2001273	12-12-2023	230221
8	<input type="checkbox"/>	4527000002	Dec 12, 2023, 3:04:00 PM	2001272	12-12-2023	230221

f) User will validate the list and click on 'Proceed for Payment'.



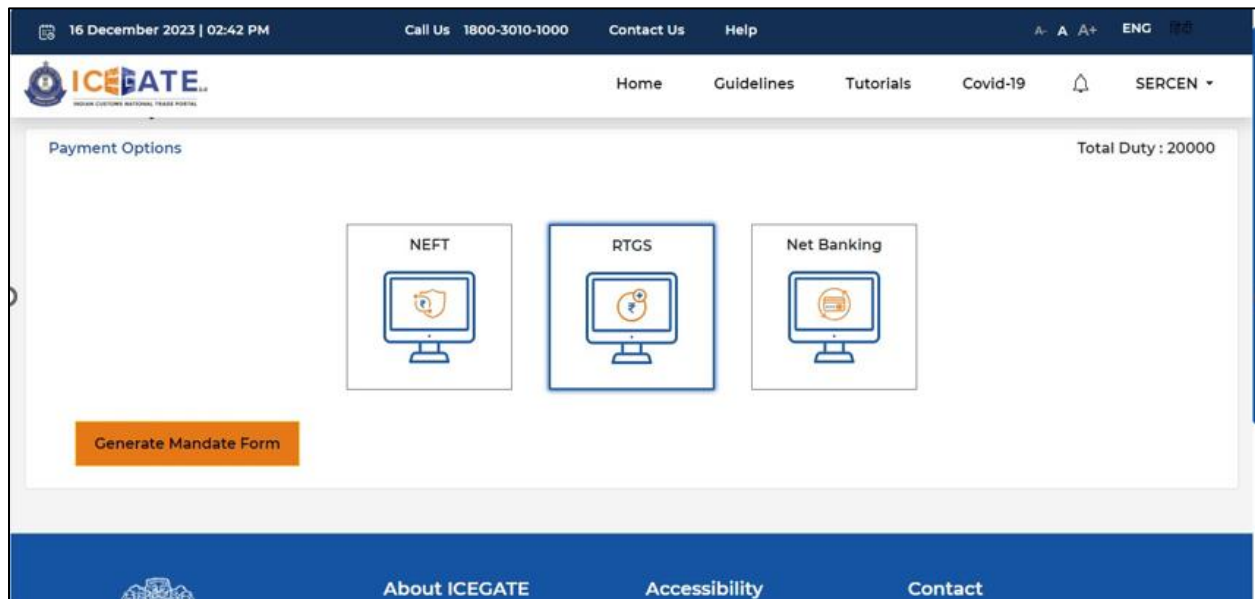
ECL Custom Duty

List of Selected Unpaid Challans

Sr.No	Challan Number	Challan Date	Document Number	Document Date	Total Amount
1	4527000009	Dec 12, 2023, 3:11:21 PM	2001279	12-12-2023	109487
2	4527000008	Dec 12, 2023, 3:10:11 PM	2001278	12-12-2023	190555
3	4527000007	Dec 12, 2023, 3:09:10 PM	2001277	12-12-2023	116068

Back Proceed for Payment

- g) User will be directed to payment option where NEFT , RTGS and Netbanking modes of payment will be available. User will select NEFT/RTGS as mode of payment, an option to generate mandate form will be available as mentioned in below screen.



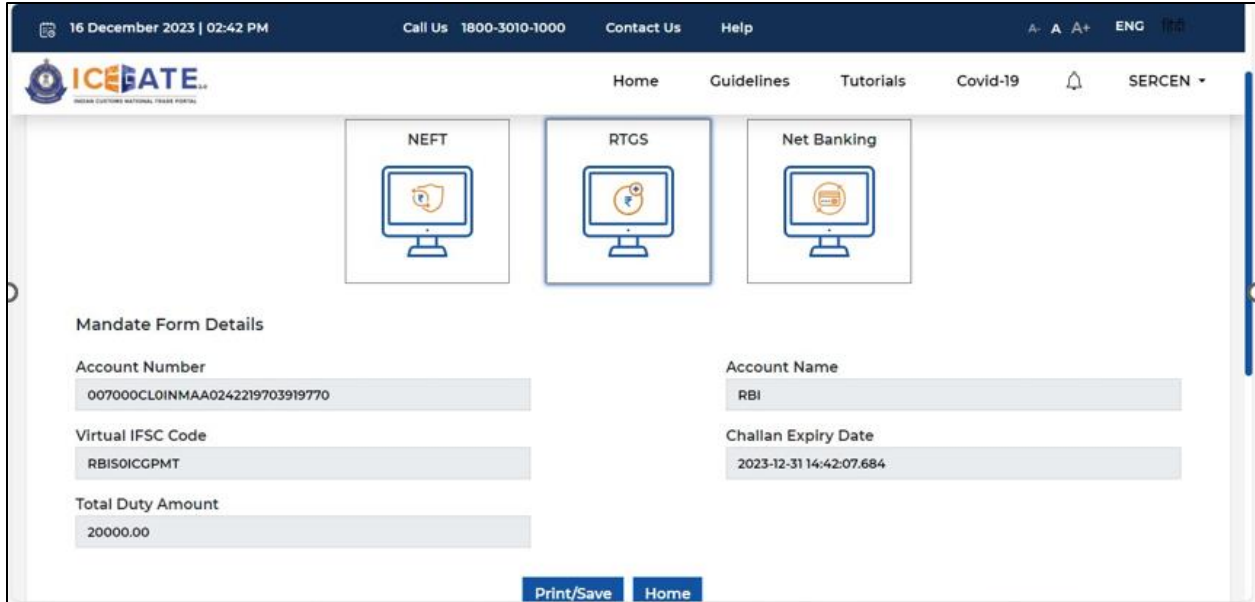
- h) After clicking on Generate Mandate form, a Mandate Form with all the details will be generated. After that user can make the payment through Internet Banking or Over the Counter (OTC) by taking the print of the Mandate form. Once the transaction is successful, user can check the E-Cash Ledger balance on the dashboard. However, it will take around 30 minutes to 60 minutes to reflect balance on E-Cash Ledger dashboard.

Note: NEFT/RTGS system will not provide payment confirmation status on following days:

1. All Sundays
2. Every 2nd and 4th Saturday in a month

Directorate General of Systems and Data Management
CENTRAL BOARD OF INDIRECT TAXES & CUSTOMS

3. National Holidays (26th January, 15th August and 2nd October)

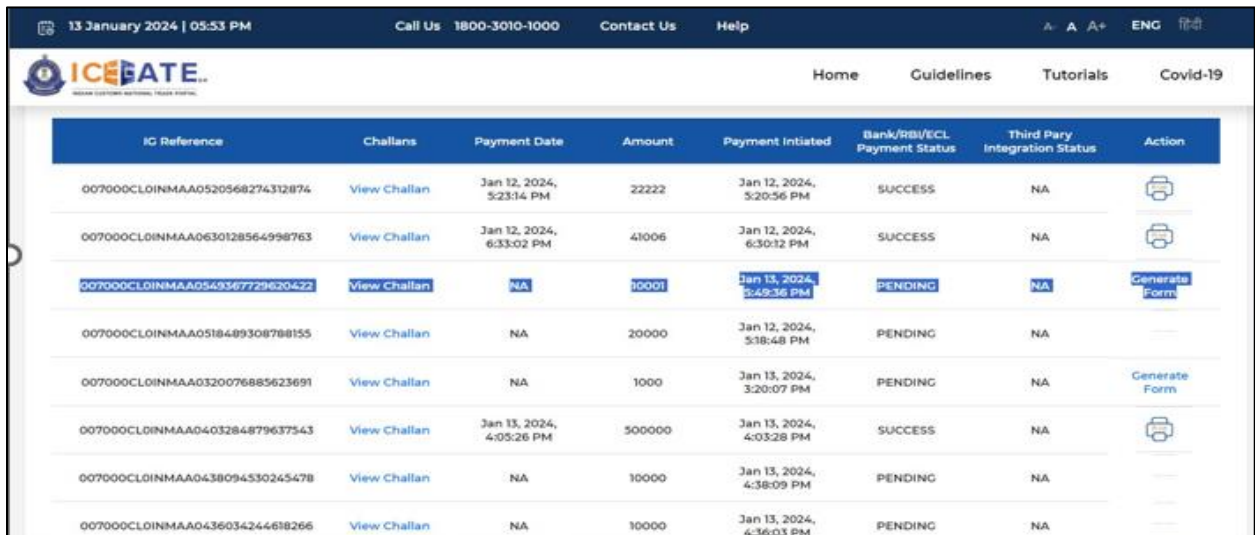


The screenshot shows the 'Mandate Form Details' page on the ICEGATE portal. The page includes a header with the date '16 December 2023 | 02:42 PM', contact information, and navigation links. Below the header are three icons for 'NEFT', 'RTGS', and 'Net Banking'. The main content area contains the following details:

Account Number	007000CLOINMAA0242219703919770	Account Name	RBI
Virtual IFSC Code	RBIS0ICGPMT	Challan Expiry Date	2023-12-31 14:42:07.684
Total Duty Amount	20000.00		

At the bottom of the form, there are 'Print/Save' and 'Home' buttons.

- i) In case user has missed to print/download the Mandate form post creation, it can be printed/downloaded from ECL E-payment enquiry page post entering all the relevant details. User will get the option 'Generate Form' on the Enquiry page in the column 'Action'.

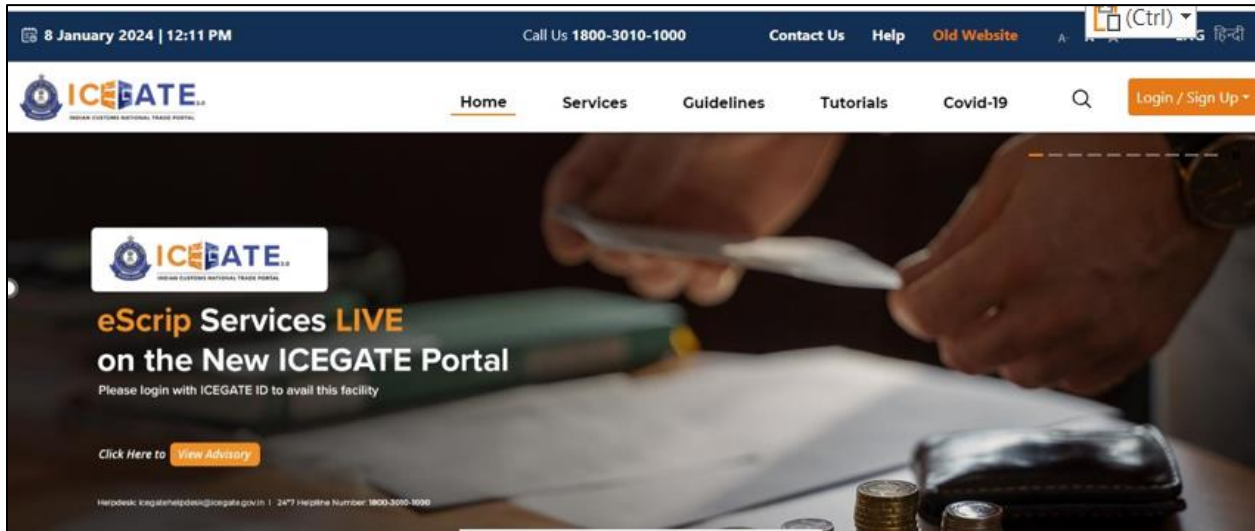


The screenshot shows the 'E-payment enquiry' page on the ICEGATE portal. The page displays a table with the following columns: IG Reference, Challans, Payment Date, Amount, Payment Initiated, Bank/RBI/ECL Payment Status, Third Party Integration Status, and Action. The table contains several rows of data, with one row highlighted in blue and having a 'Generate Form' button in the 'Action' column.

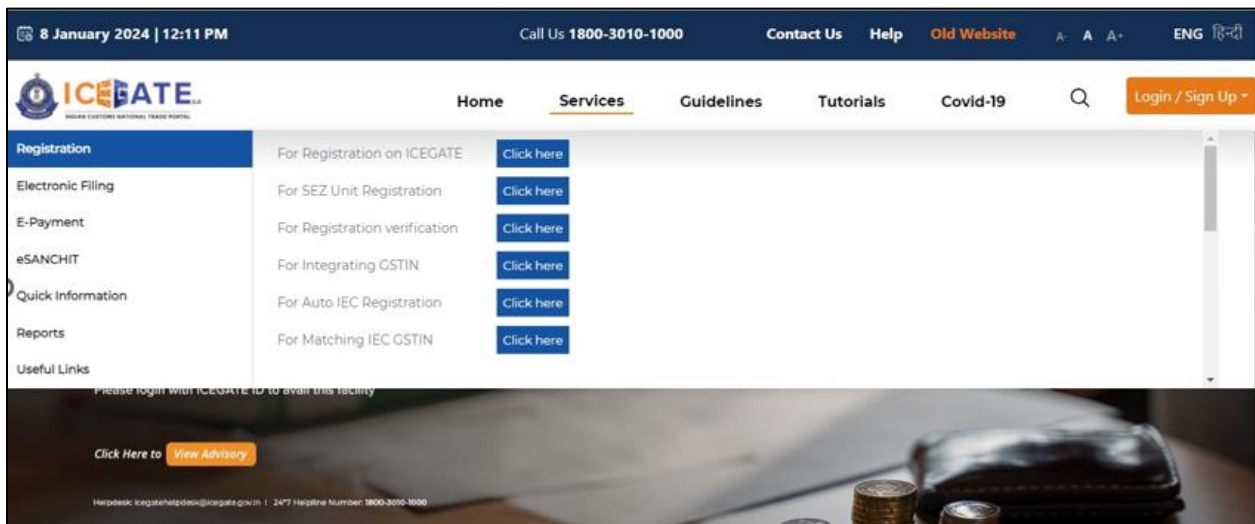
IG Reference	Challans	Payment Date	Amount	Payment Initiated	Bank/RBI/ECL Payment Status	Third Party Integration Status	Action
007000CLOINMAA0520568274312874	View Challan	Jan 12, 2024, 5:23:14 PM	22222	Jan 12, 2024, 5:20:56 PM	SUCCESS	NA	
007000CLOINMAA0630128564998763	View Challan	Jan 12, 2024, 6:33:02 PM	41006	Jan 12, 2024, 6:30:32 PM	SUCCESS	NA	
007000CLOINMAA0549367729620422	View Challan	NA	10001	Jan 13, 2024, 3:49:36 PM	PENDING	NA	Generate Form
007000CLOINMAA0518489308788155	View Challan	NA	20000	Jan 12, 2024, 5:38:48 PM	PENDING	NA	---
007000CLOINMAA0320076885623691	View Challan	NA	1000	Jan 13, 2024, 3:20:07 PM	PENDING	NA	Generate Form
007000CLOINMAA0403284879637543	View Challan	Jan 13, 2024, 4:05:26 PM	500000	Jan 13, 2024, 4:03:28 PM	SUCCESS	NA	
007000CLOINMAA0438094530245478	View Challan	NA	10000	Jan 13, 2024, 4:38:09 PM	PENDING	NA	---
007000CLOINMAA04360342444618266	View Challan	NA	10000	Jan 13, 2024, 4:36:03 PM	PENDING	NA	---

9.2 SEZ Challan Payment through Internet Banking

a) User will go to www.icegate.gov.in.

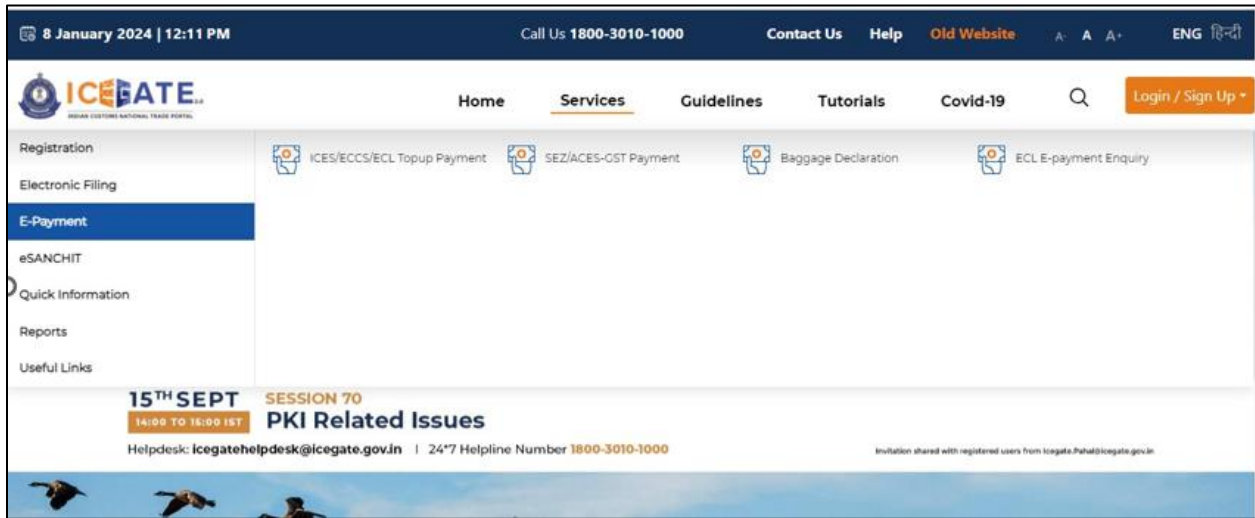


b) On the main website, user will click on Services tab.

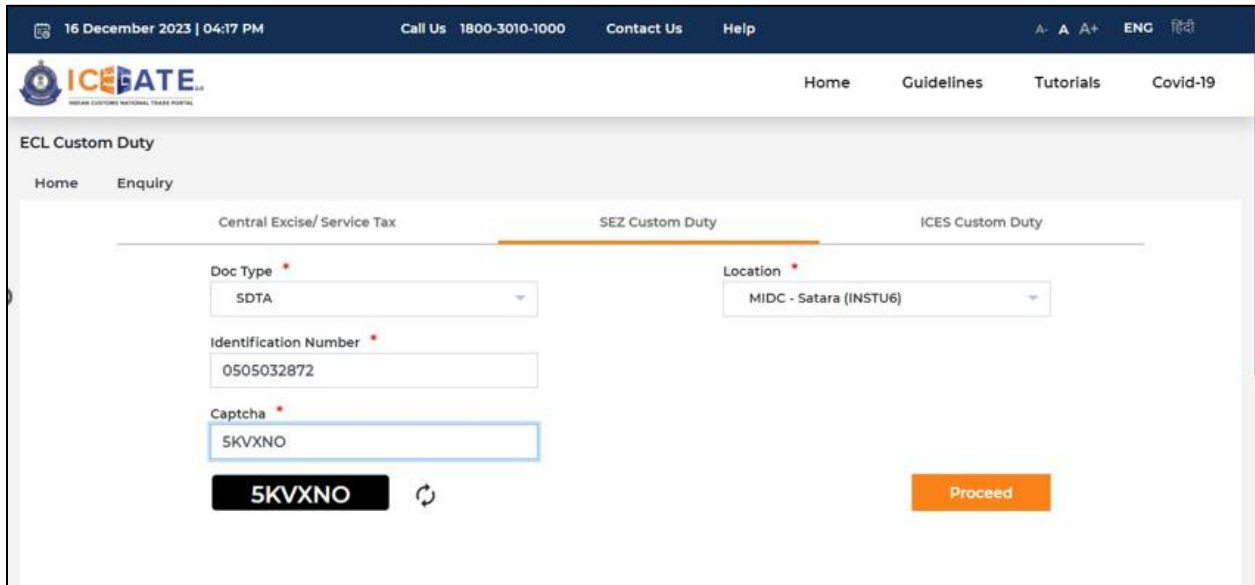


c) User will click on 'E-Payment' option on the left side menu bar and select SEZ/ACES-GST Payment.

Directorate General of Systems and Data Management
CENTRAL BOARD OF INDIRECT TAXES & CUSTOMS



d) User will click on 'SEZ Duty' and fill the requested details and click on 'Proceed'.



e) User will select the challan from the mentioned list and click on 'Select Challan'.

Directorate General of Systems and Data Management
CENTRAL BOARD OF INDIRECT TAXES & CUSTOMS

16 December 2023 | 04:17 PM Call Us 1800-3010-1000 Contact Us Help A- A+ ENG हिंदी

ICEGATE Home Guidelines Tutorials Covid-19

Identification Number : 0505032872 Location Code : MIDC - Satara(INSTU6) Document Type : SDTA

Sr.No	Select <input type="checkbox"/>	Challan Number	Challan Date	Document Number	Document Date	Total Amount
1	<input type="checkbox"/>	4527000009	Dec 12, 2023, 3:11:21 PM	2001279	12-12-2023	109487
2	<input type="checkbox"/>	4527000008	Dec 12, 2023, 3:10:11 PM	2001278	12-12-2023	190555
3	<input type="checkbox"/>	4527000007	Dec 12, 2023, 3:09:10 PM	2001277	12-12-2023	116068
4	<input type="checkbox"/>	4527000006	Dec 12, 2023, 3:08:02 PM	2001276	12-12-2023	105406
5	<input type="checkbox"/>	4527000005	Dec 12, 2023, 3:07:05 PM	2001275	12-12-2023	95308
6	<input type="checkbox"/>	4527000004	Dec 12, 2023, 3:05:53 PM	2001274	12-12-2023	111954
7	<input type="checkbox"/>	4527000003	Dec 12, 2023, 3:04:54 PM	2001273	12-12-2023	230221
8	<input type="checkbox"/>	4527000002	Dec 12, 2023, 3:04:00 PM	2001272	12-12-2023	230221

f) User will validate the list and click on 'Proceed for Payment'.

16 December 2023 | 04:18 PM Call Us 1800-3010-1000 Contact Us Help A- A+ ENG हिंदी

ICEGATE Home Guidelines Tutorials Covid-19

ECL Custom Duty

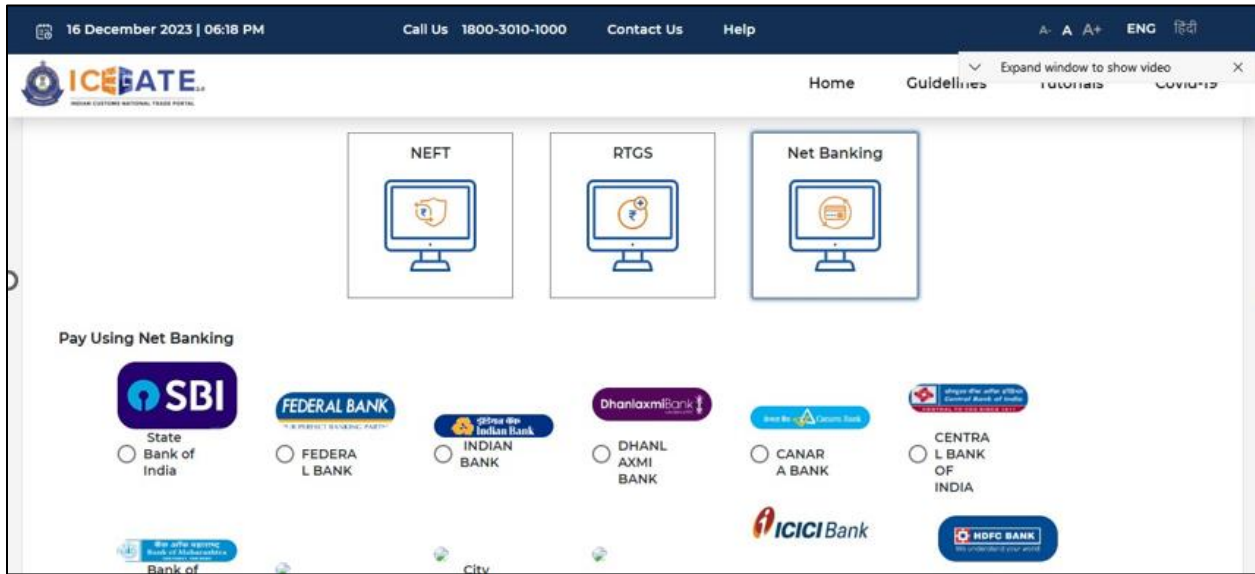
List of Selected Unpaid Challans

Identification Number : 0505032872 Location Code : MIDC - Satara(INSTU6) Document Type : SDTA

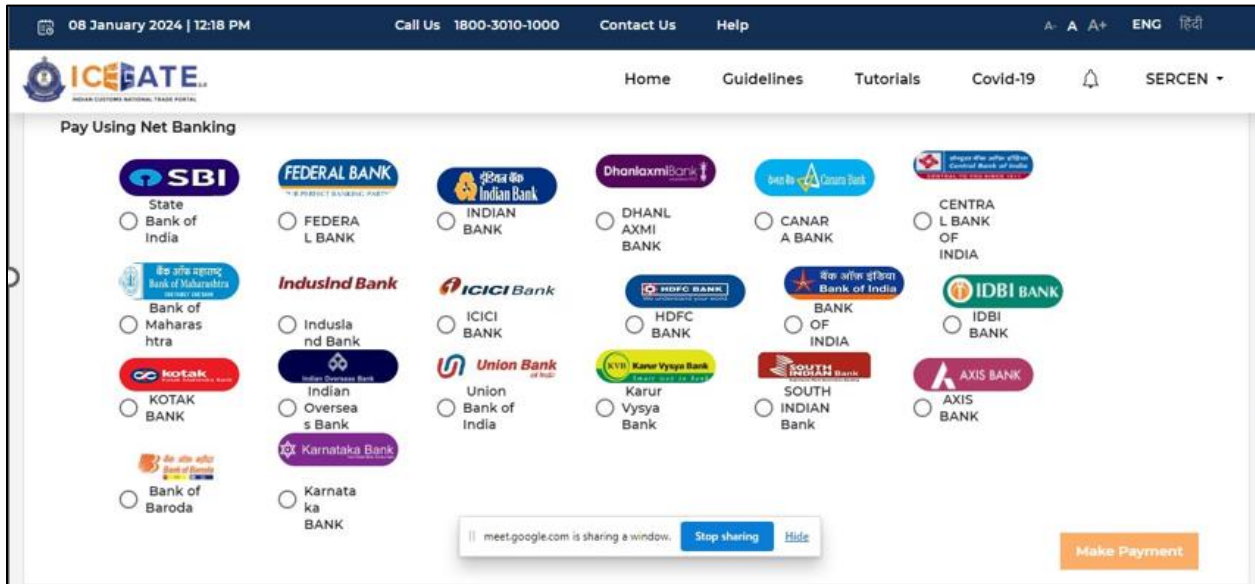
Sr.No	Challan Number	Challan Date	Document Number	Document Date	Total Amount
1	4527000009	Dec 12, 2023, 3:11:21 PM	2001279	12-12-2023	109487
2	4527000008	Dec 12, 2023, 3:10:11 PM	2001278	12-12-2023	190555
3	4527000007	Dec 12, 2023, 3:09:10 PM	2001277	12-12-2023	116068

g) Three modes of payment will be visible to the user.

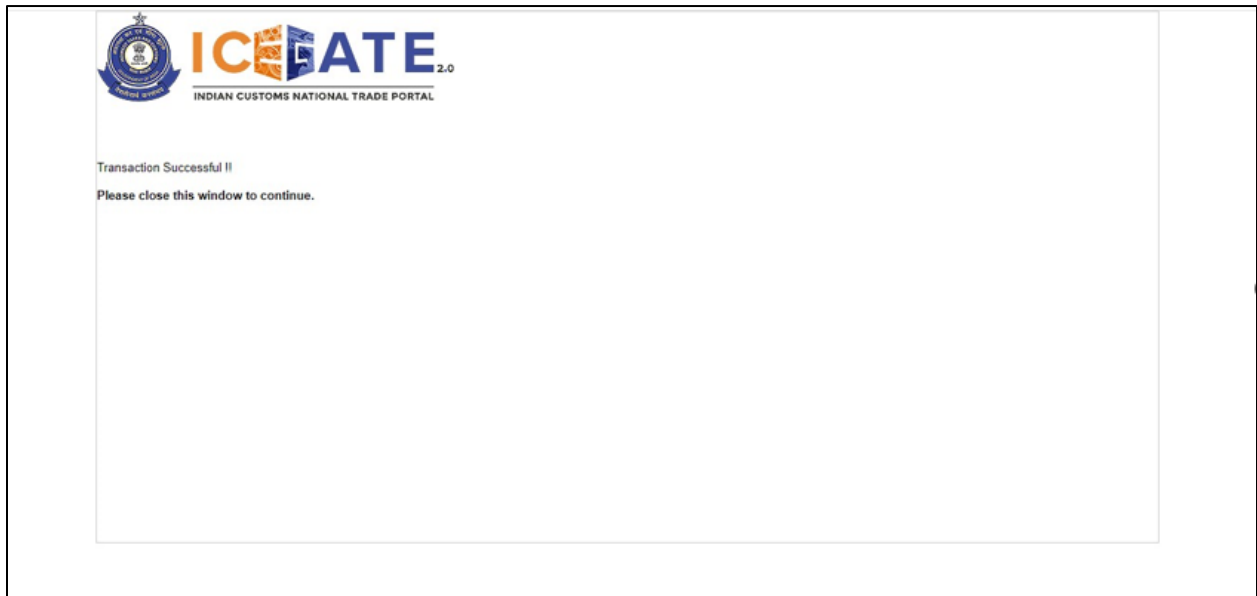
Directorate General of Systems and Data Management
CENTRAL BOARD OF INDIRECT TAXES & CUSTOMS



h) User will select Net Banking as mode of Payment, the list of authorized banks will be displayed from which user can select the desired bank for payment and click on 'Make Payment' button.



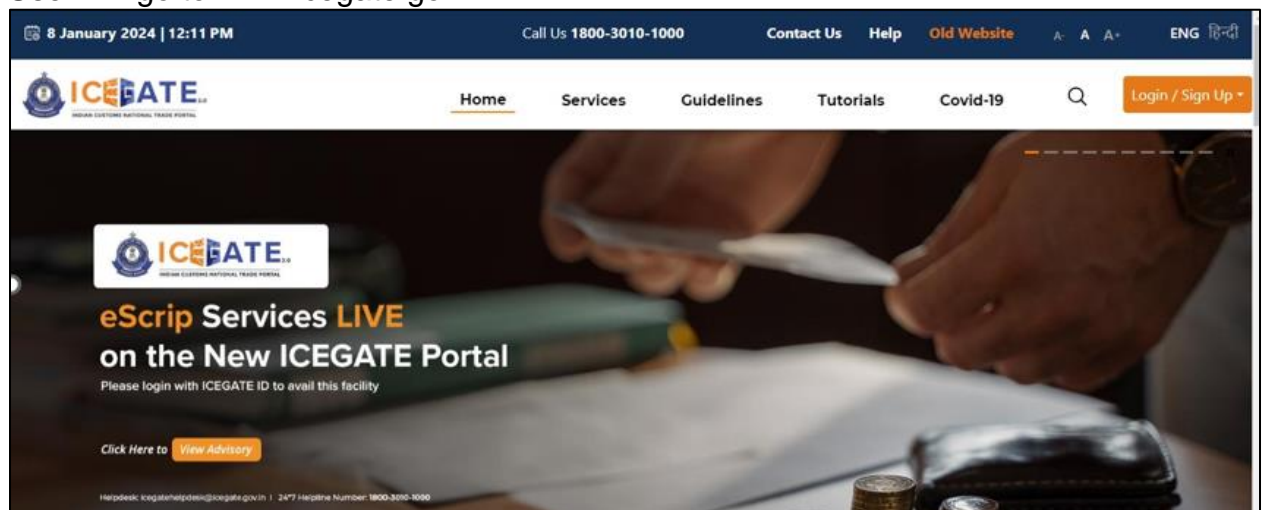
- i) User will be routed to Bank's Internet Banking page and once the payment is successful user will be re-directed to ICEGATE page with 'Transaction Successful' message.



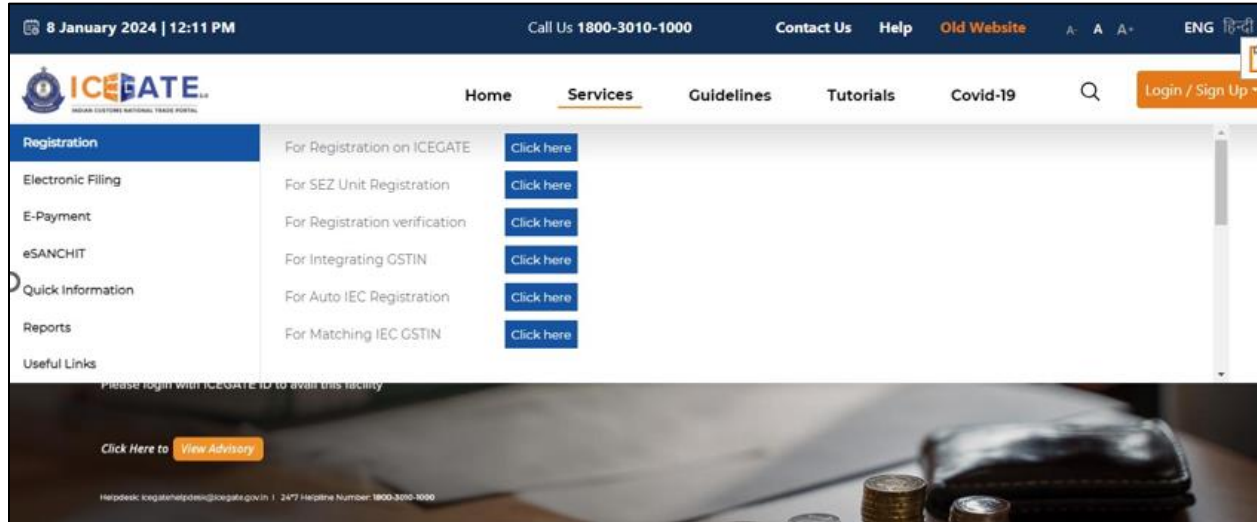
10. Payment of ACES Challans through different modes

10.1 ACES Challan Payment through NEFT/RTGS

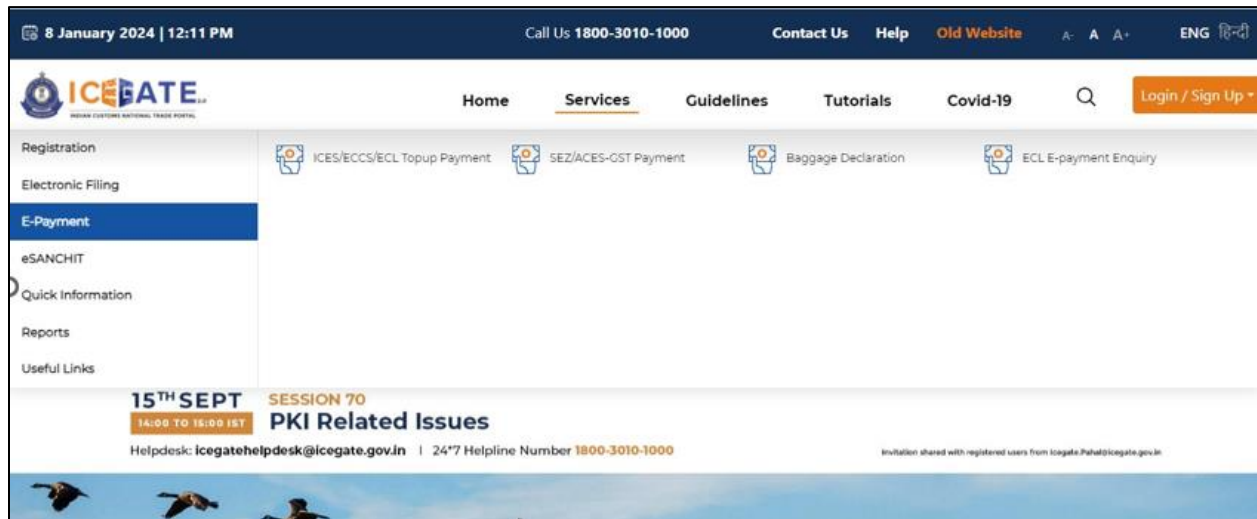
- a) User will go to www.icegate.gov.in.



b) On the main website, user will click on Services tab.

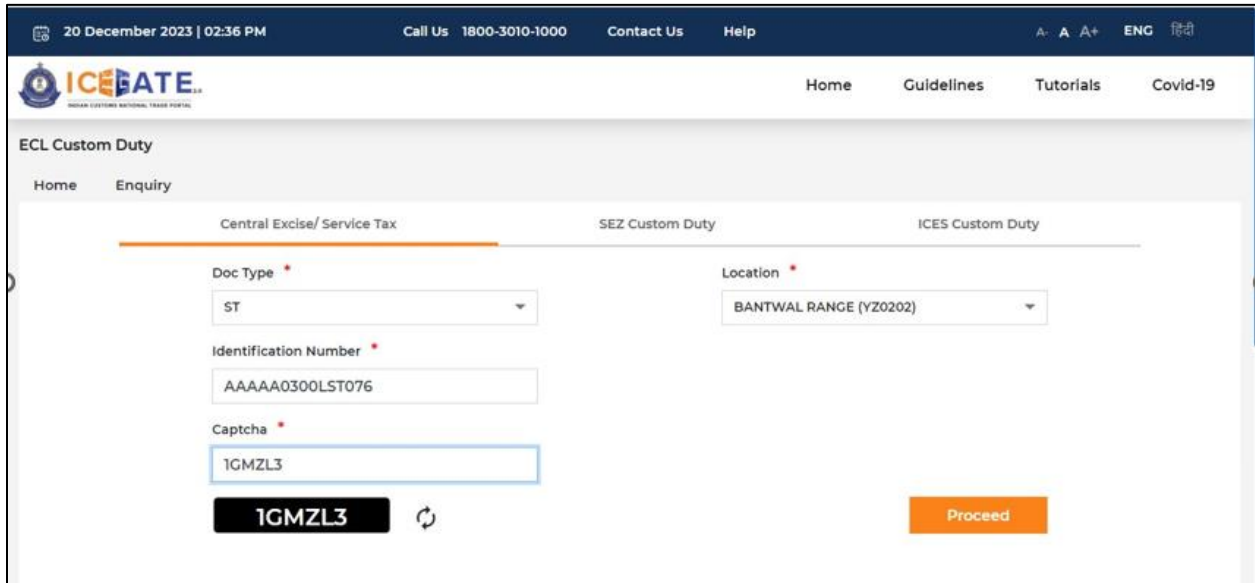


c) User will click on 'E-Payment' option on the left side menu bar and select SEZ/ACES-GST Payment.



Directorate General of Systems and Data Management
CENTRAL BOARD OF INDIRECT TAXES & CUSTOMS

- d) User will click on 'Central Excise/Service Tax' and fill the requested details and click on 'Proceed'.

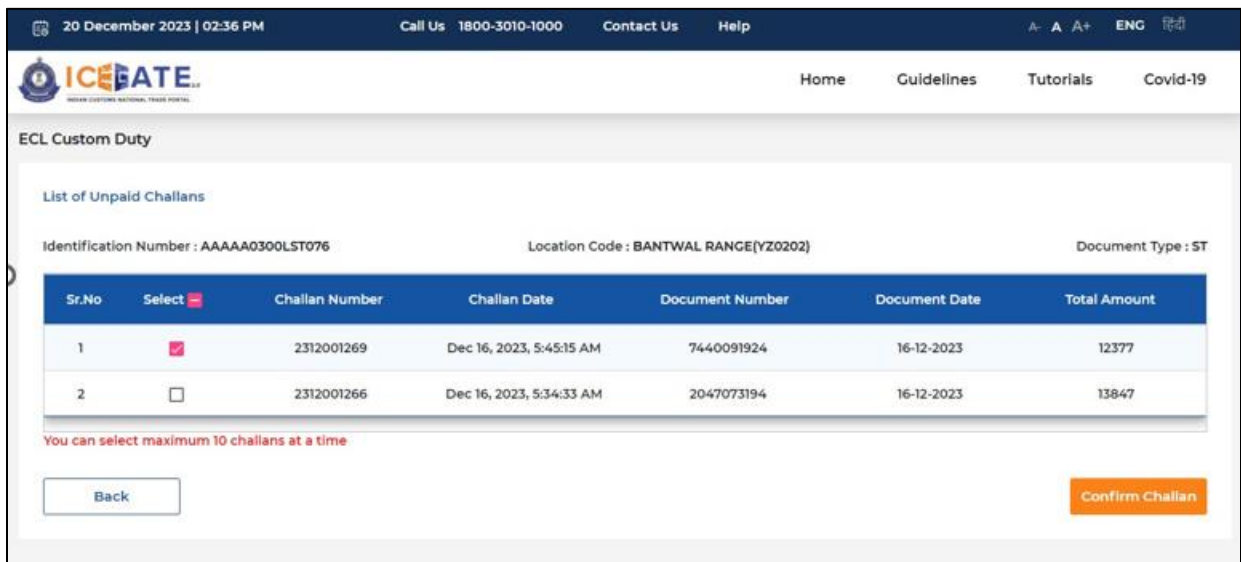


The screenshot shows the ICEGATE portal interface for 'ECL Custom Duty'. The 'Central Excise/Service Tax' tab is selected. The form contains the following fields:

- Doc Type:
- Location:
- Identification Number:
- Captcha:

There is a 'Proceed' button at the bottom right of the form.

- e) User will select the challan from the mentioned list and click on 'Confirm Challan'.

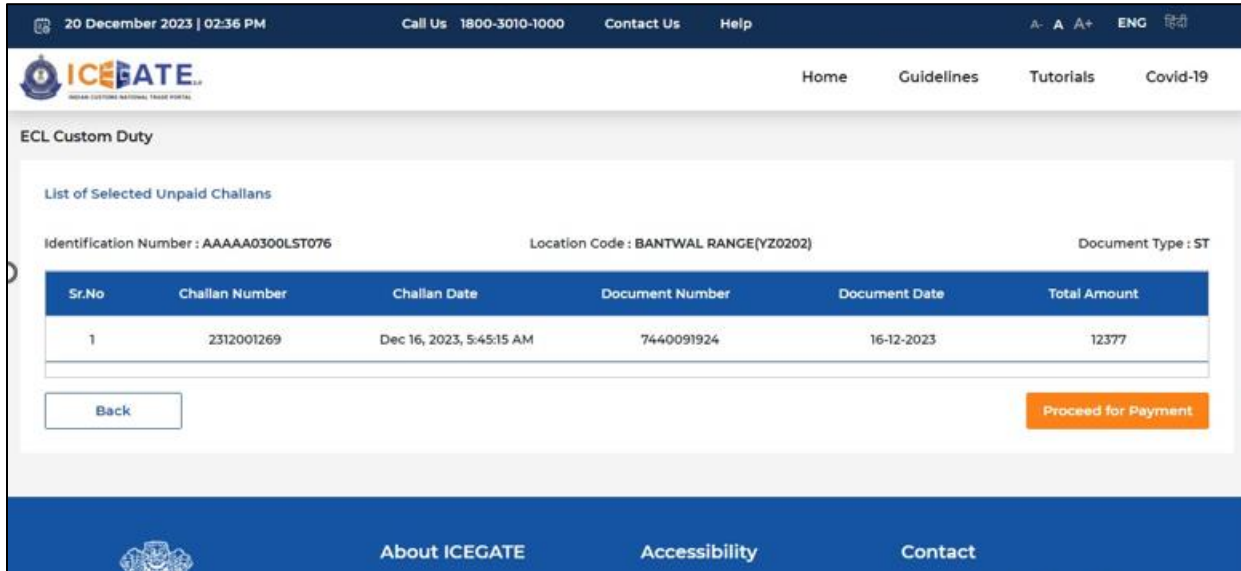


The screenshot shows the 'List of Unpaid Challans' section on the ICEGATE portal. The Identification Number is AAAAA0300LST076 and the Location Code is BANTWAL RANGE(YZ0202). The Document Type is ST. The table below lists the unpaid challans:

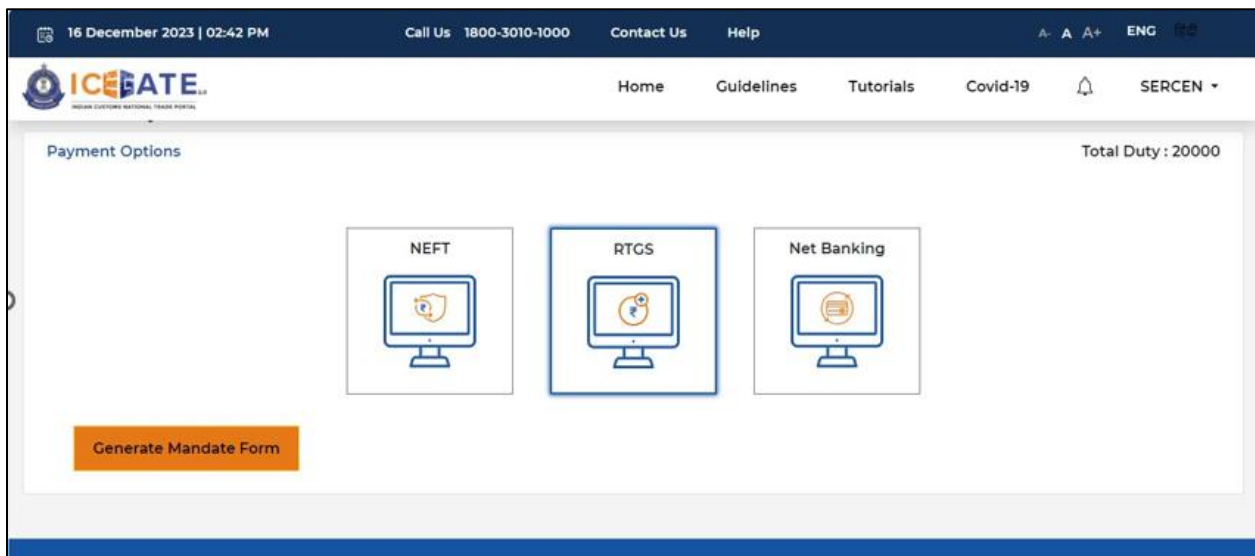
Sr.No	Select	Challan Number	Challan Date	Document Number	Document Date	Total Amount
1	<input checked="" type="checkbox"/>	2312001269	Dec 16, 2023, 5:45:15 AM	7440091924	16-12-2023	12377
2	<input type="checkbox"/>	2312001266	Dec 16, 2023, 5:34:33 AM	2047073194	16-12-2023	13847

Below the table, there is a 'Back' button and a 'Confirm Challan' button.

f) User will validate the list and click on 'Proceed for Payment'.



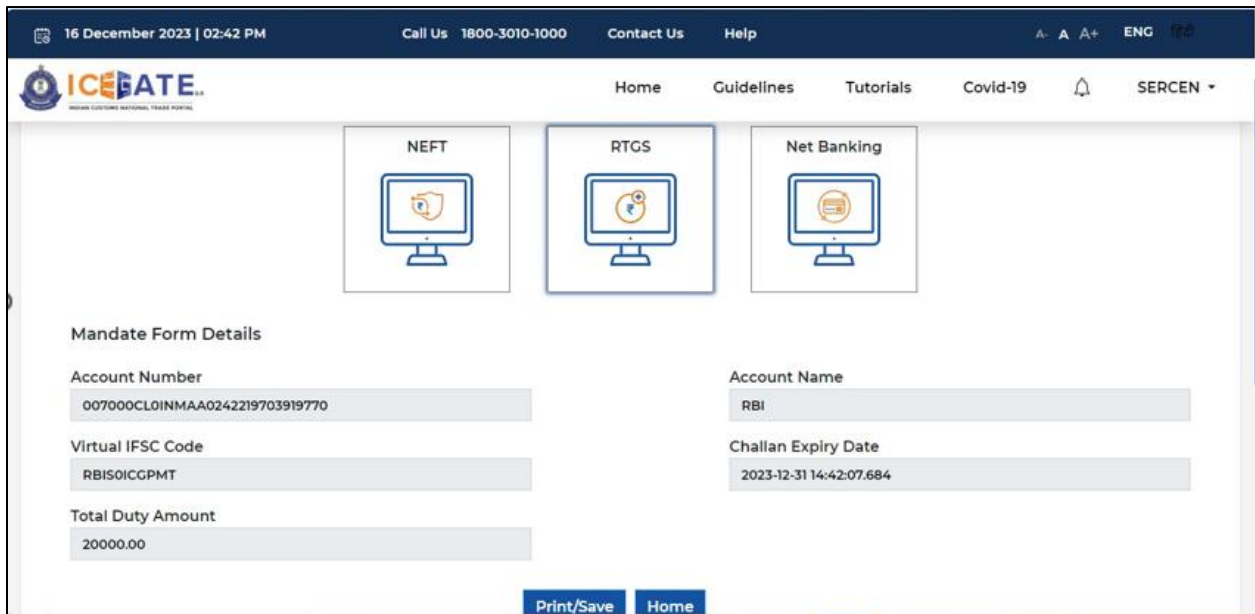
g) User will be directed to payment option where NEFT , RTGS and Netbanking modes of payment will be available. User will select NEFT/RTGS as mode of payment, an option to generate mandate form will be available as mentioned in below screen.



- h) After clicking on Generate Mandate form, a Mandate Form with all the details will be generated. After that user can make the payment through Internet Banking or Over the Counter (OTC) by taking the print of the Mandate form. Once the transaction is successful, user can check the E-Cash Ledger balance on the dashboard. However, it will take around 30 minutes to 60 minutes to reflect balance on E-Cash Ledger dashboard.

Note: NEFT/RTGS system will not provide payment confirmation status on following days:

1. All Sundays
2. Every 2nd and 4th Saturday in a month
3. National Holidays (26th January, 15th August and 2nd October)



16 December 2023 | 02:42 PM Call Us 1800-3010-1000 Contact Us Help A- A A+ ENG 180

ICEGATE^{2.0} Home Guidelines Tutorials Covid-19 SERCEN ▾

NEFT RTGS Net Banking

Mandate Form Details

Account Number	007000CLOINMAA0242219703919770	Account Name	RBI
Virtual IFSC Code	RBISOICGPMT	Challan Expiry Date	2023-12-31 14:42:07.684
Total Duty Amount	20000.00		

Print/Save Home

- i) In case user has missed to print/download the Mandate form post creation, it can be printed/downloaded from ECL E-payment enquiry page post entering all the relevant details. User will get the option 'Generate Form' on the Enquiry page in the column 'Action'.

13 January 2024 | 05:53 PM Call Us 1800-3010-1000 Contact Us Help ENG

Home Guidelines Tutorials Covid-19


IC Reference	Challans	Payment Date	Amount	Payment Initiated	Bank/RBI/ECL Payment Status	Third Party Integration Status	Action
007000CLOINMAA0520568274312874	View Challan	Jan 12, 2024, 5:23:14 PM	22222	Jan 12, 2024, 5:20:56 PM	SUCCESS	NA	
007000CLOINMAA0630128564998763	View Challan	Jan 12, 2024, 6:33:02 PM	41006	Jan 12, 2024, 6:30:32 PM	SUCCESS	NA	
007000CLOINMAA0549367729620422	View Challan	NA	10001	Jan 13, 2024, 5:49:56 PM	PENDING	NA	Generate Form
007000CLOINMAA0518489308798155	View Challan	NA	20000	Jan 12, 2024, 5:38:48 PM	PENDING	NA	—
007000CLOINMAA0320076885623691	View Challan	NA	1000	Jan 13, 2024, 3:20:07 PM	PENDING	NA	Generate Form
007000CLOINMAA0403284879637543	View Challan	Jan 13, 2024, 4:05:26 PM	500000	Jan 13, 2024, 4:03:28 PM	SUCCESS	NA	
007000CLOINMAA0438094530245478	View Challan	NA	10000	Jan 13, 2024, 4:38:09 PM	PENDING	NA	—
007000CLOINMAA0436034244618266	View Challan	NA	10000	Jan 13, 2024, 4:36:03 PM	PENDING	NA	—

10.2 ACES Challan Payment through Internet Banking

a) User will go to www.icegate.gov.in.

8 January 2024 | 12:11 PM Call Us 1800-3010-1000 Contact Us Help Old Website ENG हिन्दी

Home Services Guidelines Tutorials Covid-19 [Login / Sign Up](#)



eScrip Services LIVE
on the New ICEGATE Portal

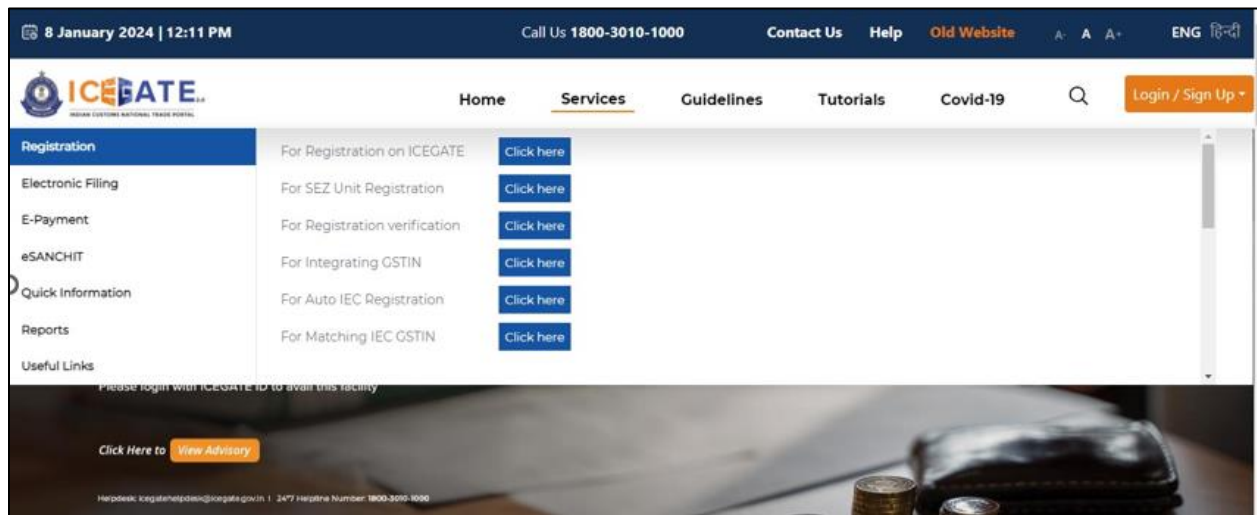
Please login with ICEGATE ID to avail this facility

[Click Here to View Advisory](#)

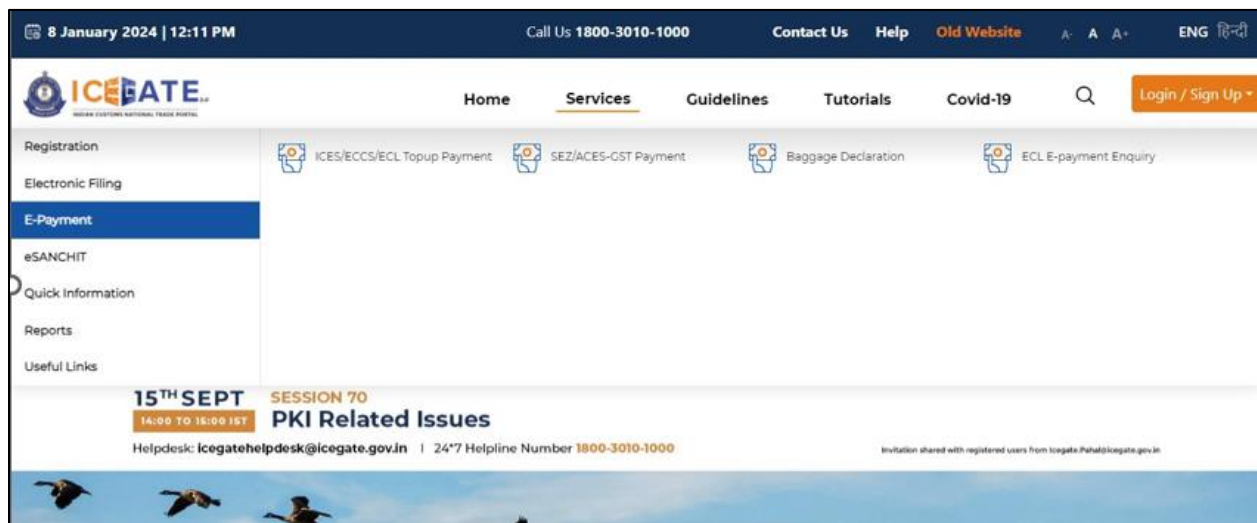
Helpdesk: icegatehelpdesk@icegate.gov.in | 24*7 Helpline Number: 1800-3010-1000

b) On the main website, user will click on Services tab.

Directorate General of Systems and Data Management
CENTRAL BOARD OF INDIRECT TAXES & CUSTOMS

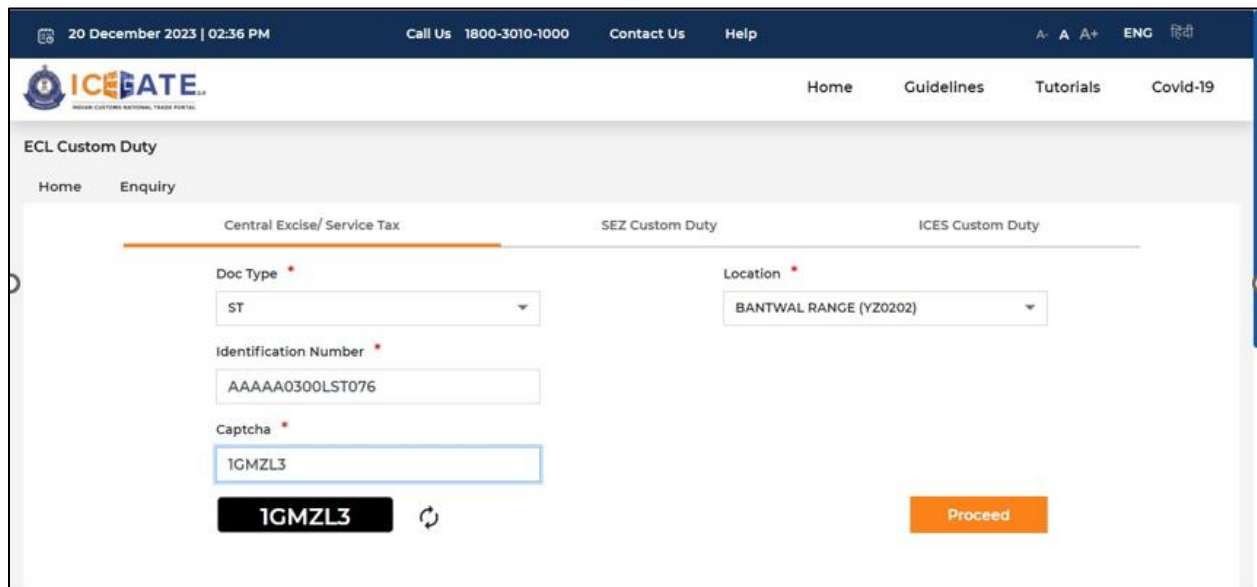


- c) User will click on 'E-Payment' option on the left side menu bar and select SEZ/ACES-GST Payment.



- d) User will click on 'Central Excise/Service Tax' and fill the requested details and click on 'Proceed'.

Directorate General of Systems and Data Management
CENTRAL BOARD OF INDIRECT TAXES & CUSTOMS



20 December 2023 | 02:36 PM Call Us 1800-3010-1000 Contact Us Help A- A+ ENG हिंदी

Home Guidelines Tutorials Covid-19

ECL Custom Duty

Home Enquiry

Central Excise/ Service Tax SEZ Custom Duty ICES Custom Duty

Doc Type * Location *

ST BANTWAL RANGE (YZ0202)

Identification Number *

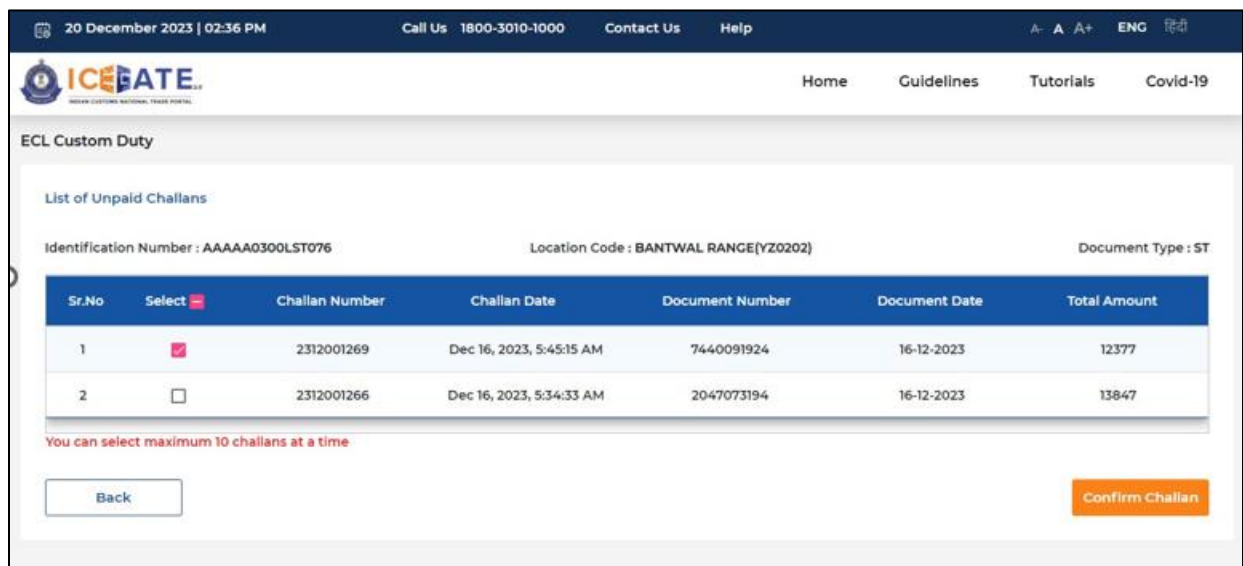
AAAAA0300LST076

Captcha *

1GMZL3

1GMZL3 Proceed

a) User will select the challan from the mentioned list and click on 'Confirm Challan'.



20 December 2023 | 02:36 PM Call Us 1800-3010-1000 Contact Us Help A- A+ ENG हिंदी

Home Guidelines Tutorials Covid-19

ECL Custom Duty

List of Unpaid Challans

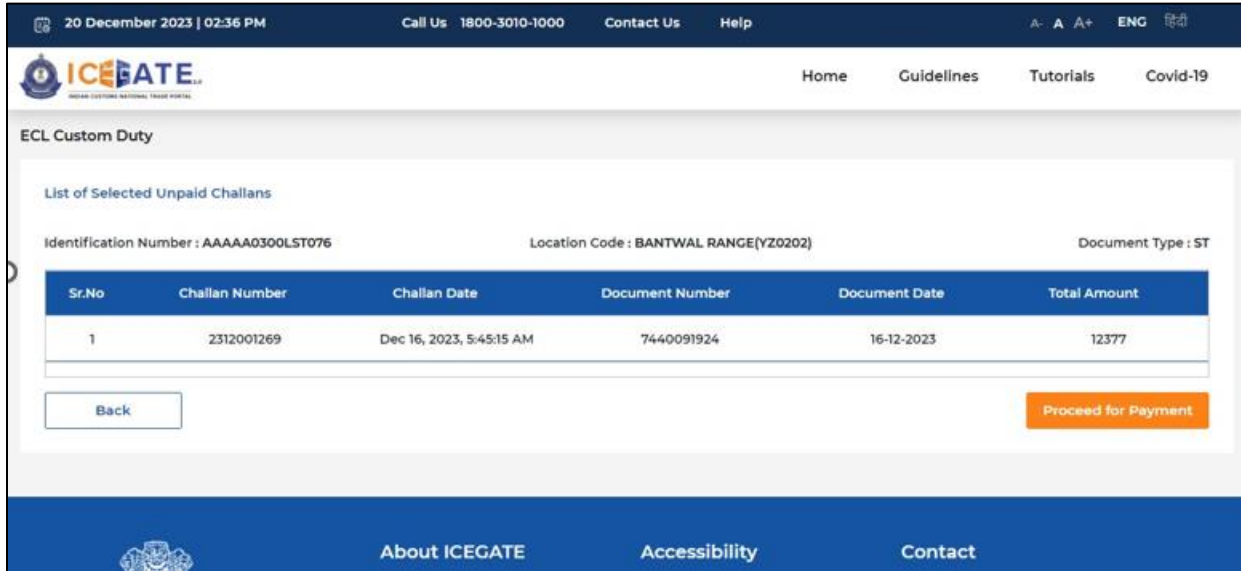
Identification Number : AAAAA0300LST076 Location Code : BANTWAL RANGE(YZ0202) Document Type : ST

Sr.No	Select	Challan Number	Challan Date	Document Number	Document Date	Total Amount
1	<input checked="" type="checkbox"/>	2312001269	Dec 16, 2023, 5:45:15 AM	7440091924	16-12-2023	12377
2	<input type="checkbox"/>	2312001266	Dec 16, 2023, 5:34:33 AM	2047073194	16-12-2023	13847

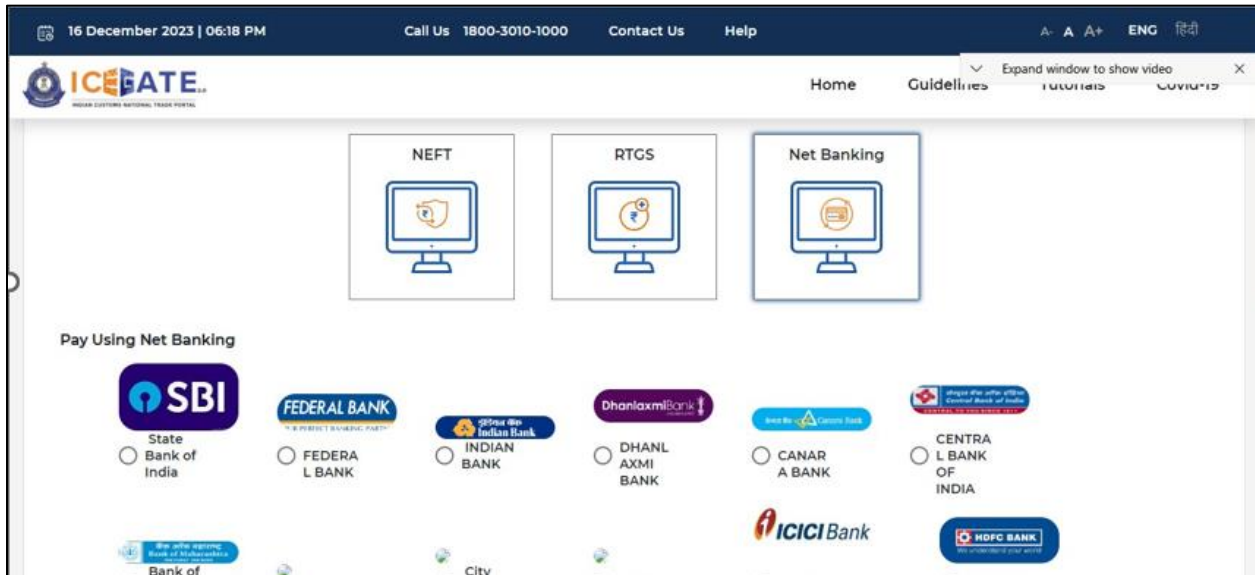
You can select maximum 10 challans at a time

Back Confirm Challan

b) User will validate the list and click on 'Proceed for Payment'.

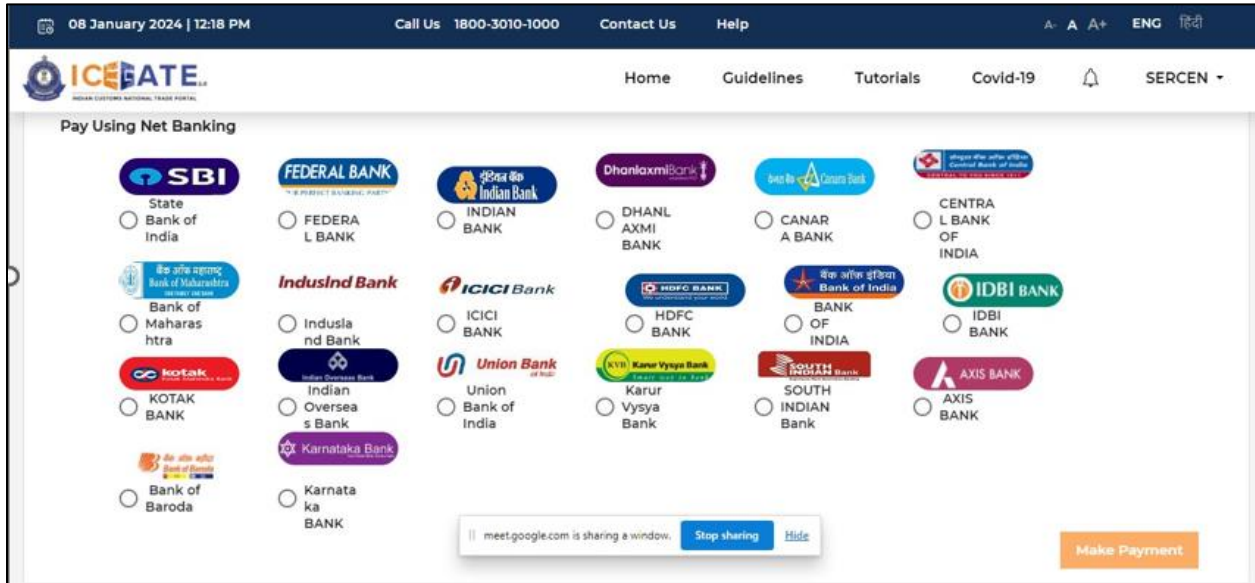


e) Three modes of payment will be visible to the user.




f) User will select Net Banking as mode of Payment, the list of authorized banks will be displayed from which user can select the desired bank for

payment and click on 'Make Payment' button.



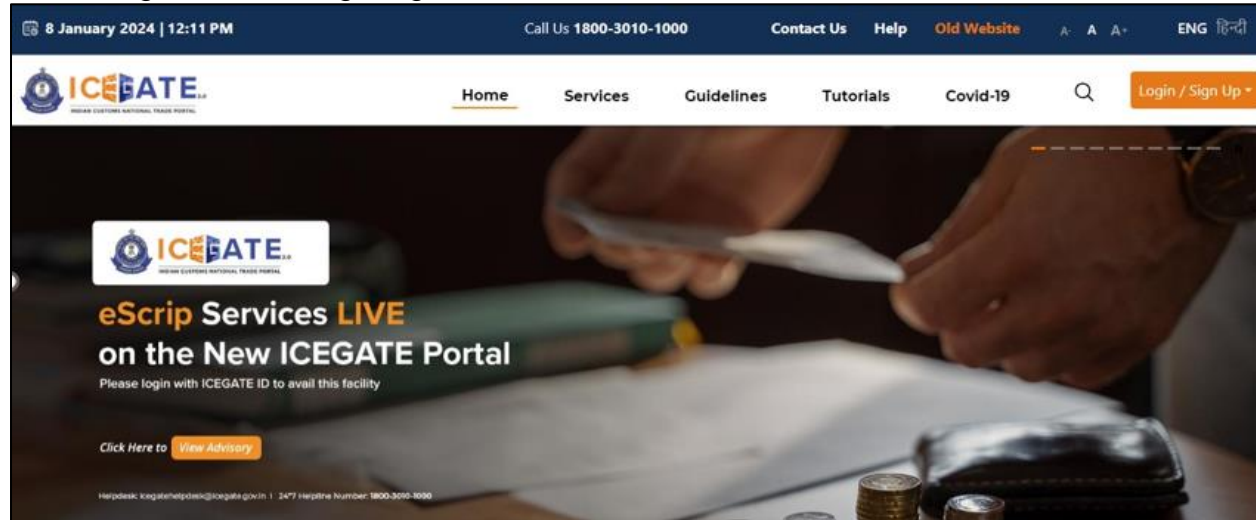
- g) User will be routed to Bank's Internet Banking page and once the payment is successful user will be re-directed to ICEGATE page with 'Transaction Successful' message.



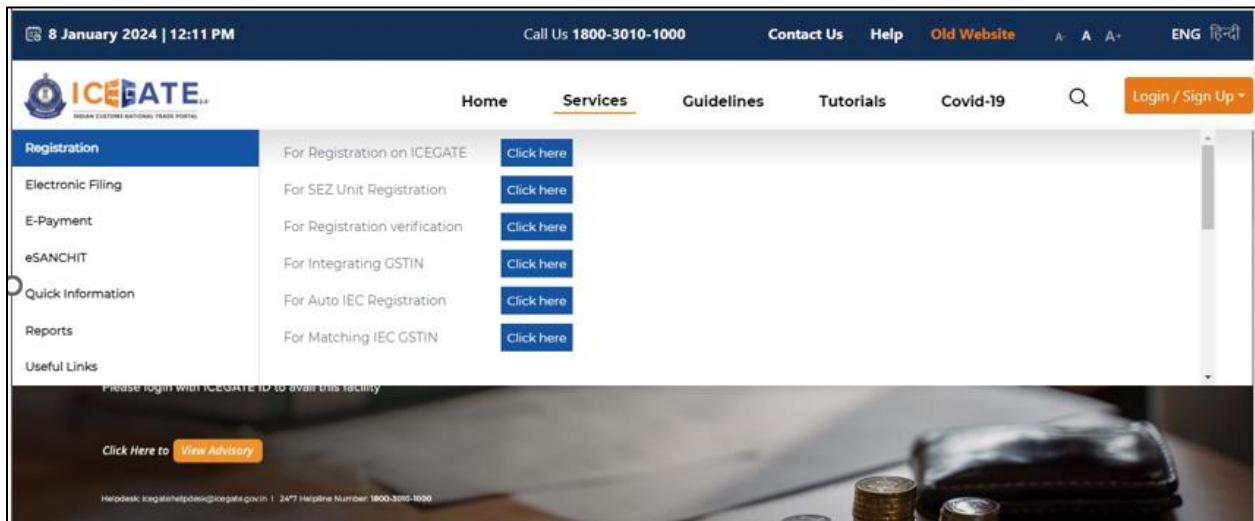
11. Payment of Baggage Declaration (BD) Challans

11.1 BD Challan Payment through NEFT/RTGS

a) User will go to www.icegate.gov.in.

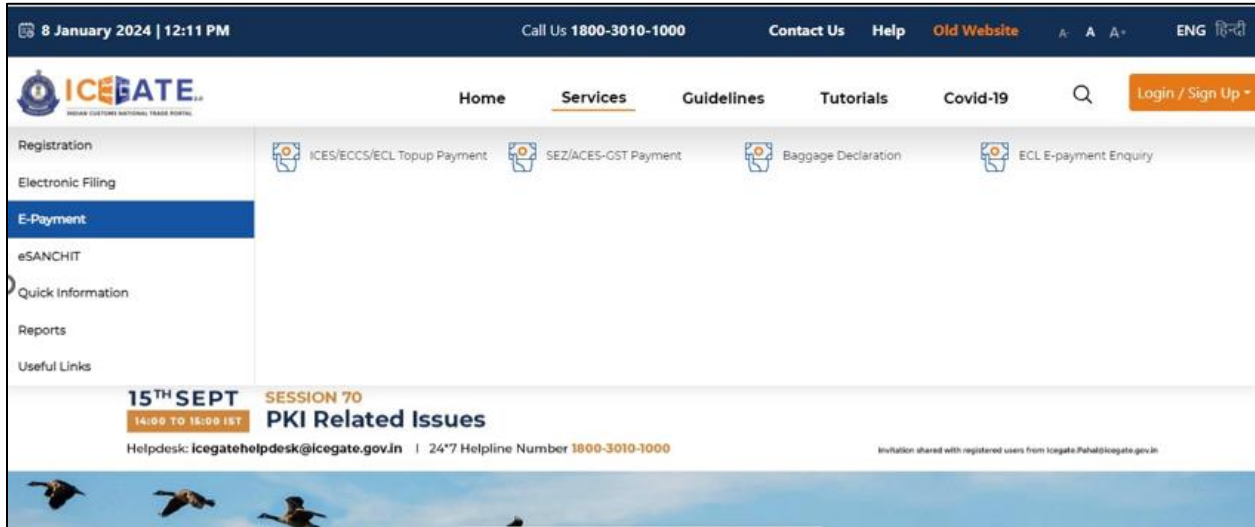


b) On the main website, user will click on Services tab.

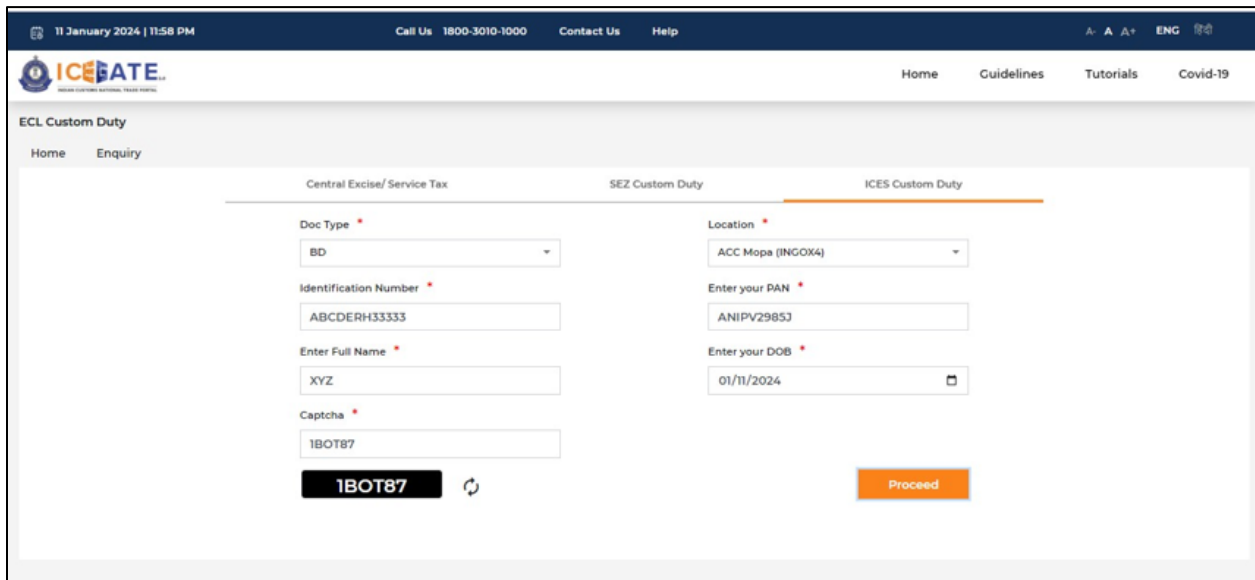


Directorate General of Systems and Data Management
CENTRAL BOARD OF INDIRECT TAXES & CUSTOMS

- c) User will click on 'E-Payment' option on the left side menu bar and select Baggage Declaration.

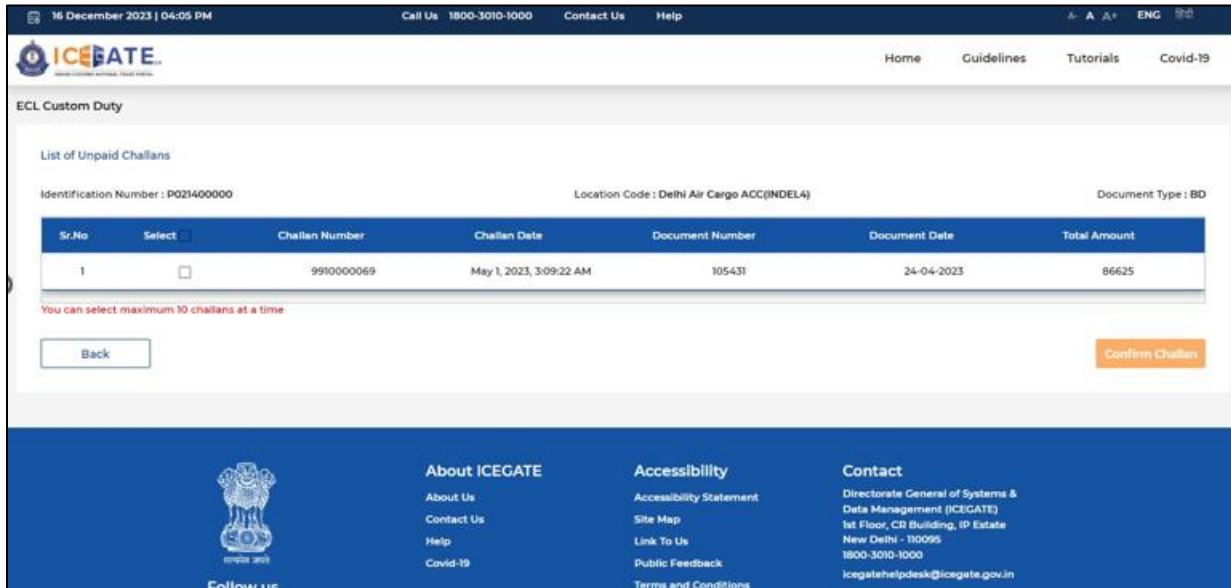


- d) User will click on 'ICES Custom Duty' and Select Doc Type as 'BD' and fill the other requested details and click on 'Proceed'.



- e) User will select the challan from the mentioned list and click on 'Confirm Challan'.

Directorate General of Systems and Data Management
CENTRAL BOARD OF INDIRECT TAXES & CUSTOMS



16 December 2023 | 04:05 PM Call Us 1800-3010-1000 Contact Us Help ENG

ICEGATE 2.0 Home Guidelines Tutorials Covid-19

ECL Custom Duty


List of Unpaid Challans

Identification Number : P021400000 Location Code : Delhi Air Cargo ACC(INDEL4) Document Type : BD

Sr.No	Select	Challan Number	Challan Date	Document Number	Document Date	Total Amount
1	<input type="checkbox"/>	9910000069	May 1, 2023, 3:09:22 AM	105431	24-04-2023	86625

You can select maximum 10 challans at a time

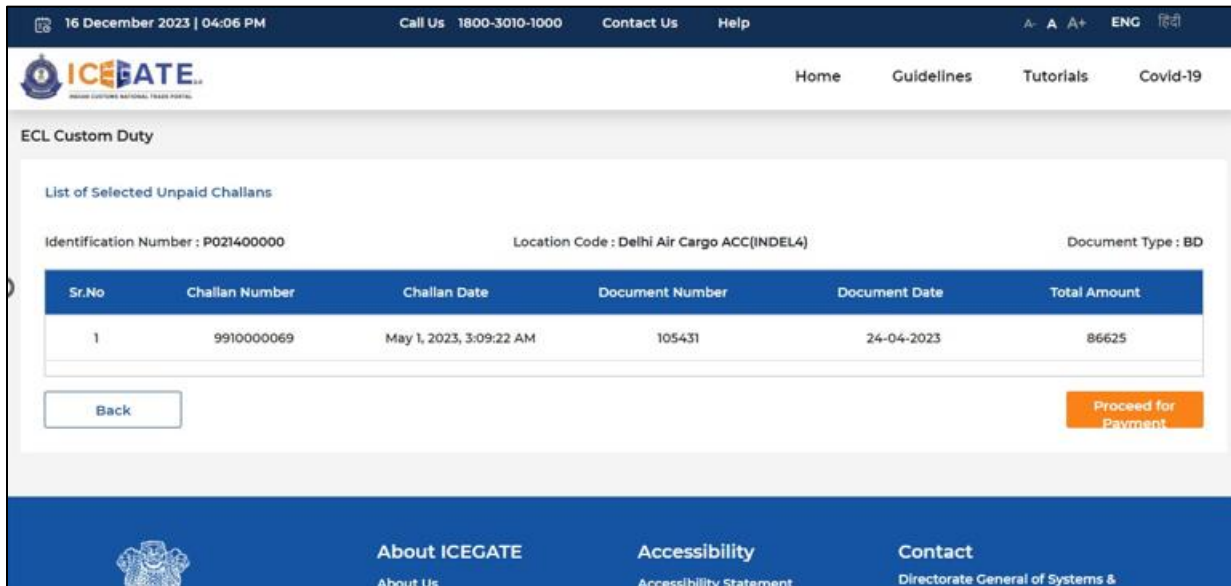
Back Confirm Challan


About ICEGATE
 About Us
 Contact Us
 Help
 Covid-19

Accessibility
 Accessibility Statement
 Site Map
 Link To Us
 Public Feedback
 Terms and Conditions

Contact
 Directorate General of Systems & Data Management (ICEGATE)
 1st Floor, CR Building, IP Estate
 New Delhi - 110095
 1800-3010-1000
 icegatehelpdesk@icegate.gov.in

f) User will validate the list and click on 'Proceed for Payment'.



16 December 2023 | 04:06 PM Call Us 1800-3010-1000 Contact Us Help ENG

ICEGATE 2.0 Home Guidelines Tutorials Covid-19


ECL Custom Duty

List of Selected Unpaid Challans

Identification Number : P021400000 Location Code : Delhi Air Cargo ACC(INDEL4) Document Type : BD

Sr.No	Challan Number	Challan Date	Document Number	Document Date	Total Amount
1	9910000069	May 1, 2023, 3:09:22 AM	105431	24-04-2023	86625

Back Proceed for Payment

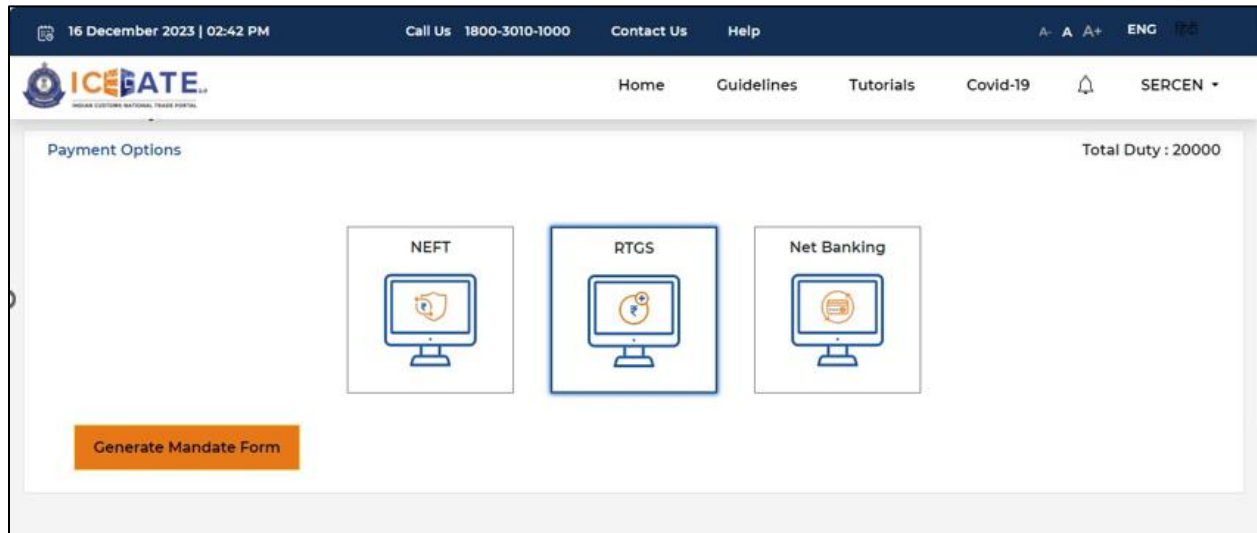

About ICEGATE
 About Us

Accessibility
 Accessibility Statement

Contact
 Directorate General of Systems &

g) User will be directed to payment option where NEFT , RTGS and Netbanking modes of payment will be available. User will select NEFT/RTGS as mode of payment, an option to generate mandate form

will be available as mentioned in below screen.

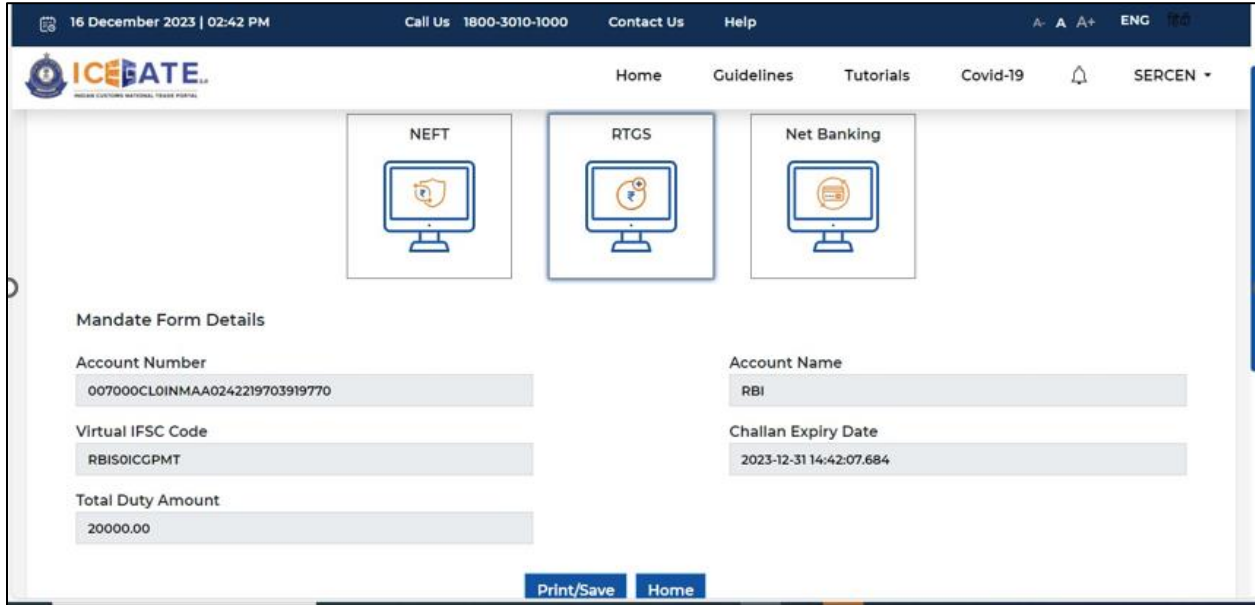


- h) After clicking on Generate Mandate form, a Mandate Form with all the details will be generated. After that user can make the payment through Internet Banking or Over the Counter (OTC) by taking the print of the Mandate form. Once the transaction is successful, user can check the E-Cash Ledger balance on the dashboard. However, it will take around 30 minutes to 60 minutes to reflect balance on E-Cash Ledger dashboard.

Note: NEFT/RTGS system will not provide payment confirmation status on following days:


1. All Sundays
2. Every 2nd and 4th Saturday in a month
3. National Holidays (26th January, 15th August and 2nd October)


Directorate General of Systems and Data Management
CENTRAL BOARD OF INDIRECT TAXES & CUSTOMS




16 December 2023 | 02:42 PM Call Us 1800-3010-1000 Contact Us Help A- A A+ ENG 160

ICEGATE 2.0 Home Guidelines Tutorials Covid-19 SERCEN

NEFT


RTGS


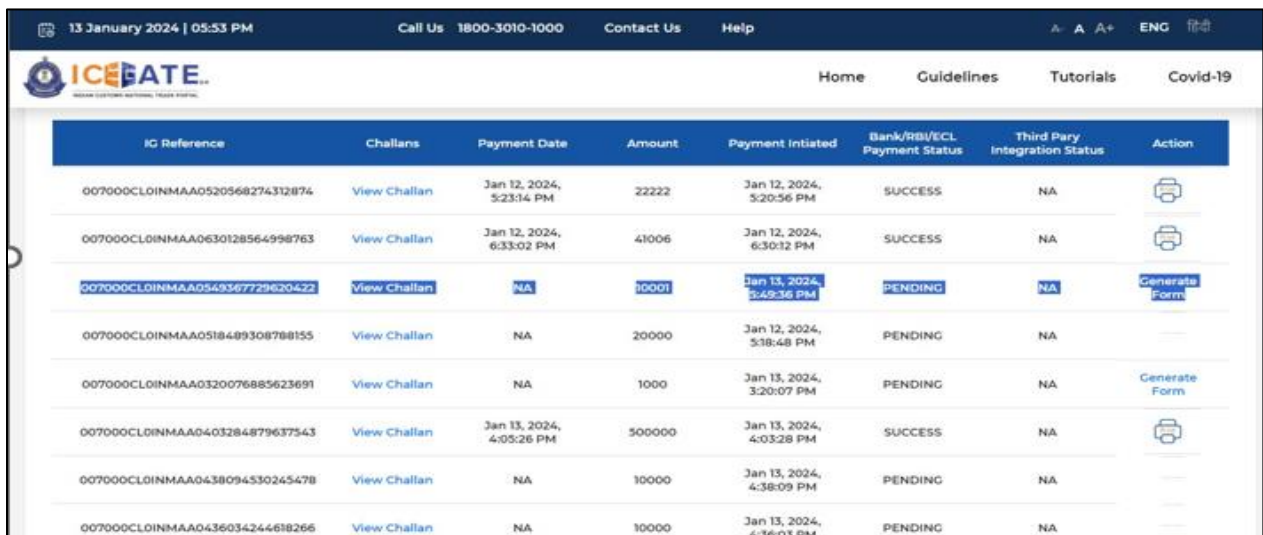
Net Banking


Mandate Form Details

Account Number 007000CLOINMAA0242219703919770	Account Name RBI
Virtual IFSC Code RBIS0ICGPM	Challan Expiry Date 2023-12-31 14:42:07.684
Total Duty Amount 20000.00	




[Print/Save](#) [Home](#)

- i) In case user has missed to print/download the Mandate form post creation, it can be printed/downloaded from ECL E-payment enquiry page post entering all the relevant details. User will get the option 'Generate Form' on the Enquiry page in the column 'Action'.



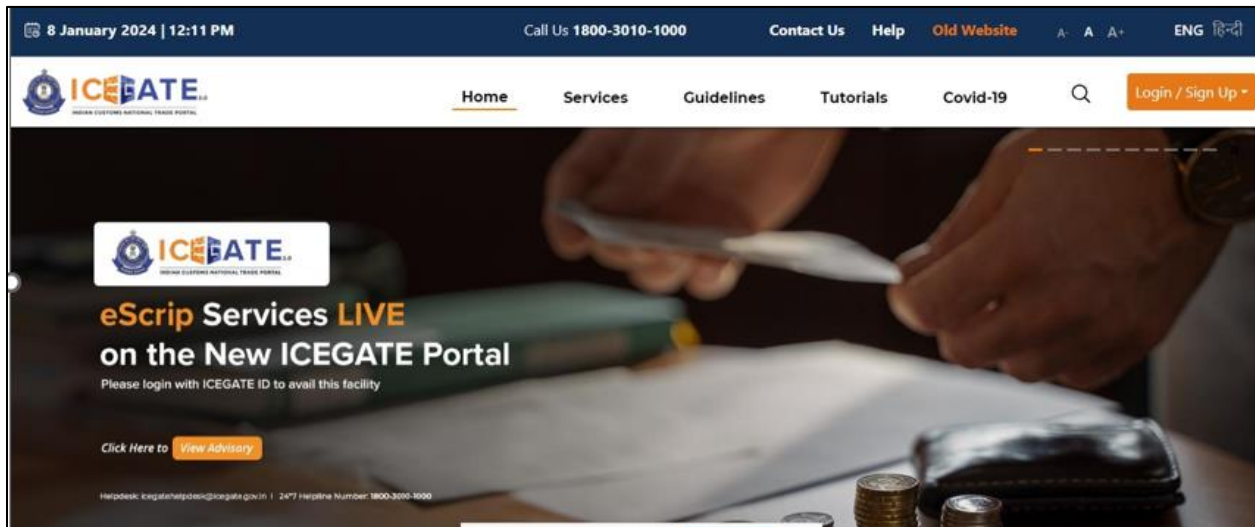
13 January 2024 | 05:53 PM Call Us 1800-3010-1000 Contact Us Help A- A A+ ENG 160

ICEGATE 2.0 Home Guidelines Tutorials Covid-19

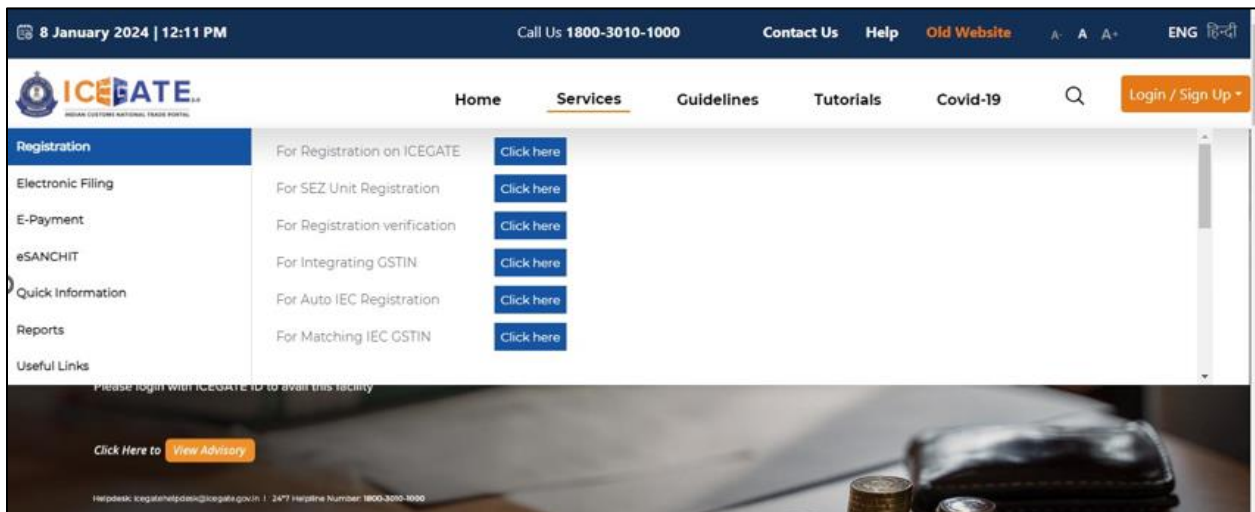
IG Reference	Challans	Payment Date	Amount	Payment Initiated	Bank/RBI/ECL Payment Status	Third Party Integration Status	Action
007000CLOINMAA0520568274312874	View Challan	Jan 12, 2024, 5:23:14 PM	22222	Jan 12, 2024, 5:20:56 PM	SUCCESS	NA	
007000CLOINMAA0630128564998763	View Challan	Jan 12, 2024, 6:33:02 PM	41006	Jan 12, 2024, 6:30:12 PM	SUCCESS	NA	
007000CLOINMAA0549367729620422	View Challan	NA	10001	Jan 13, 2024, 5:49:36 PM	PENDING	NA	Generate Form
007000CLOINMAA0518489308788155	View Challan	NA	20000	Jan 12, 2024, 5:38:48 PM	PENDING	NA	---
007000CLOINMAA0320076885623691	View Challan	NA	1000	Jan 13, 2024, 3:20:07 PM	PENDING	NA	Generate Form
007000CLOINMAA0403284879637543	View Challan	Jan 13, 2024, 4:05:26 PM	500000	Jan 13, 2024, 4:03:28 PM	SUCCESS	NA	
007000CLOINMAA0438094530245478	View Challan	NA	10000	Jan 13, 2024, 4:38:09 PM	PENDING	NA	---
007000CLOINMAA0436034244618266	View Challan	NA	10000	Jan 13, 2024, 4:36:03 PM	PENDING	NA	---

11.2 BD challan Payment through Internet Banking

a) User will go to www.icegate.gov.in.

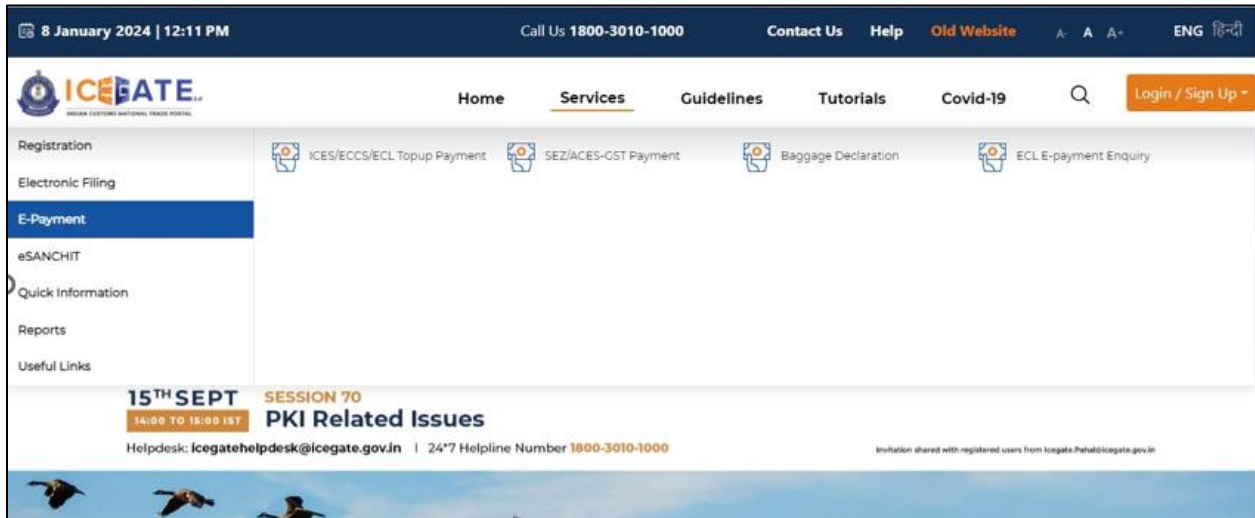


b) On the main website, user will click on Services tab.

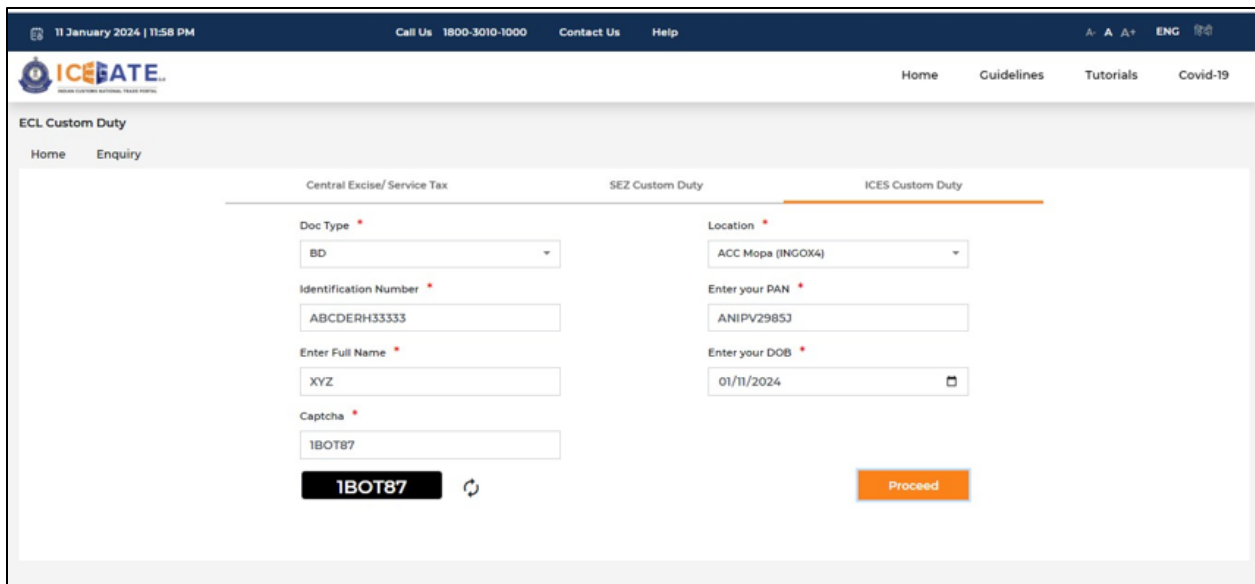


c) User will click on 'E-Payment' option on the left side menu bar and select Baggage Declaration.

Directorate General of Systems and Data Management
CENTRAL BOARD OF INDIRECT TAXES & CUSTOMS

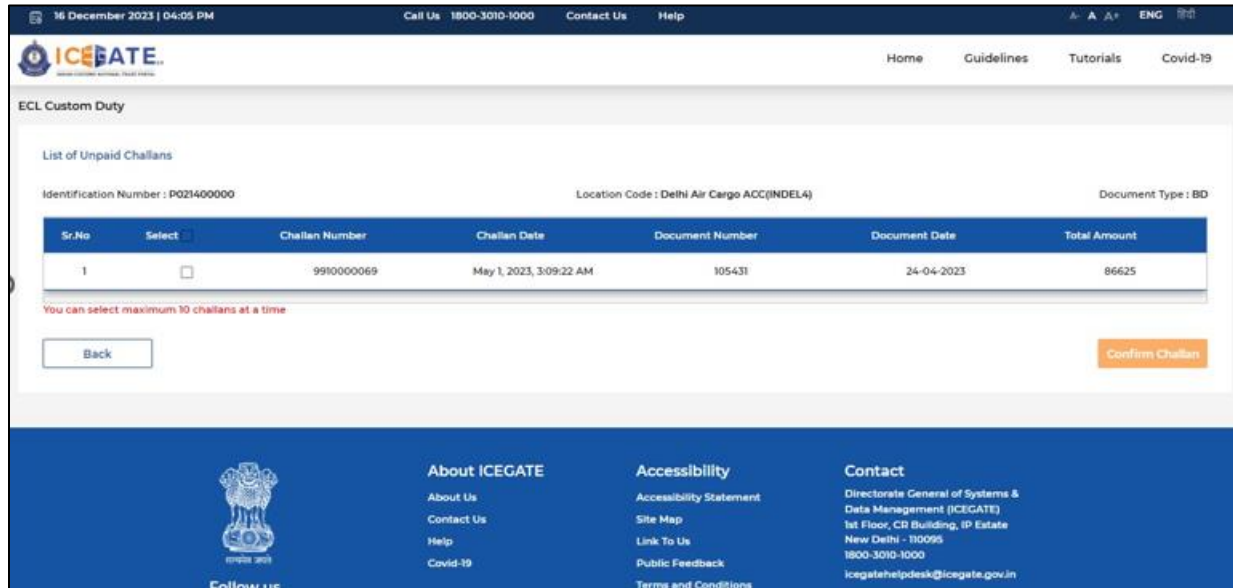


- d) User will click on 'ICES Custom Duty' and Select Doc Type as 'BD' and fill the other requested details and click on 'Proceed'.



- e) User will select the challan from the mentioned list and click on 'Confirm Challan'.

Directorate General of Systems and Data Management
CENTRAL BOARD OF INDIRECT TAXES & CUSTOMS



16 December 2023 | 04:05 PM Call Us 1800-3010-1000 Contact Us Help ENG

ICEGATE Home Guidelines Tutorials Covid-19

ECL Custom Duty

List of Unpaid Challans

Identification Number : P021400000 Location Code : Delhi Air Cargo ACC(INDEL4) Document Type : BD

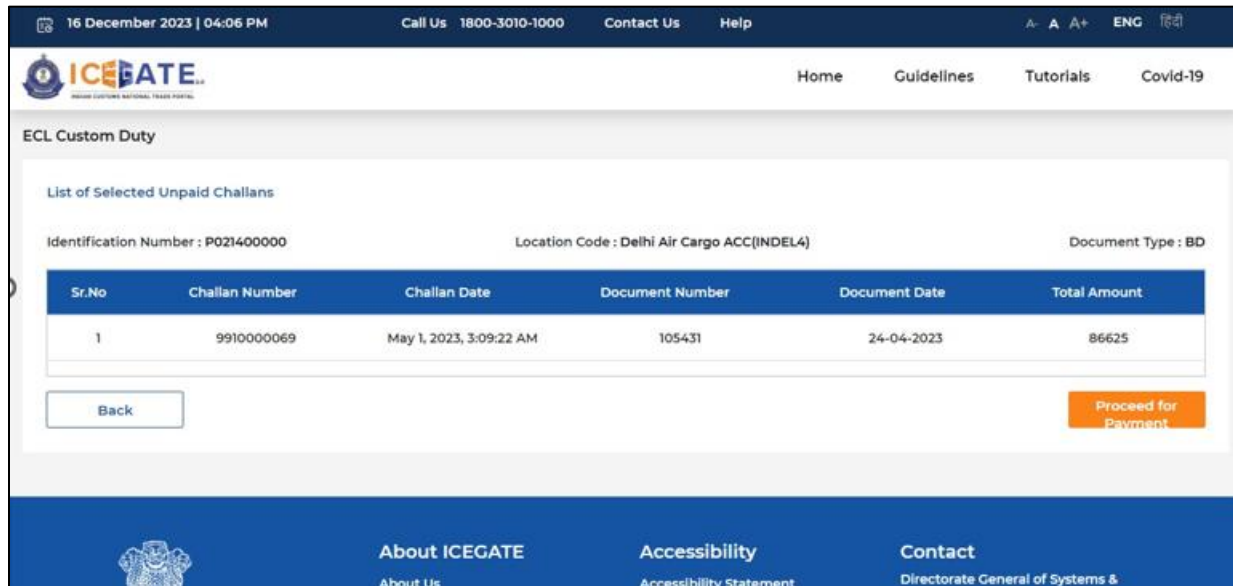
Sr.No	Select	Challan Number	Challan Date	Document Number	Document Date	Total Amount
1	<input type="checkbox"/>	9910000069	May 1, 2023, 3:09:22 AM	105431	24-04-2023	86625

You can select maximum 10 challans at a time

Back Confirm Challan

About ICEGATE Accessibility Contact

f) User will validate the list and click on 'Proceed for Payment'.



16 December 2023 | 04:06 PM Call Us 1800-3010-1000 Contact Us Help ENG

ICEGATE Home Guidelines Tutorials Covid-19

ECL Custom Duty

List of Selected Unpaid Challans

Identification Number : P021400000 Location Code : Delhi Air Cargo ACC(INDEL4) Document Type : BD

Sr.No	Challan Number	Challan Date	Document Number	Document Date	Total Amount
1	9910000069	May 1, 2023, 3:09:22 AM	105431	24-04-2023	86625

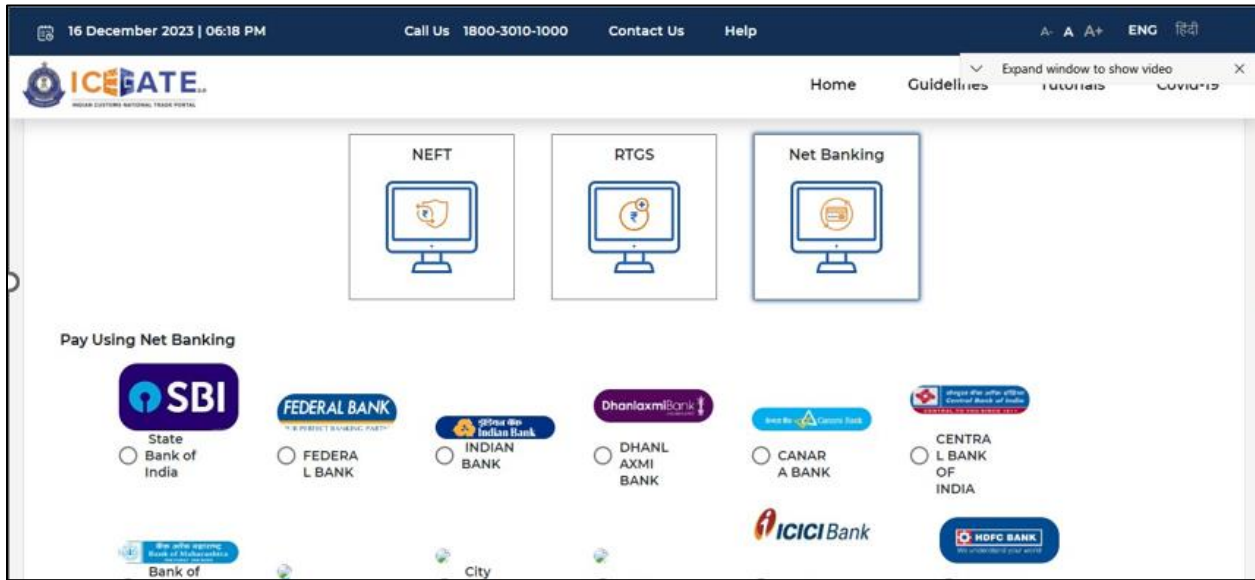
Back Proceed for Payment

About ICEGATE Accessibility Contact

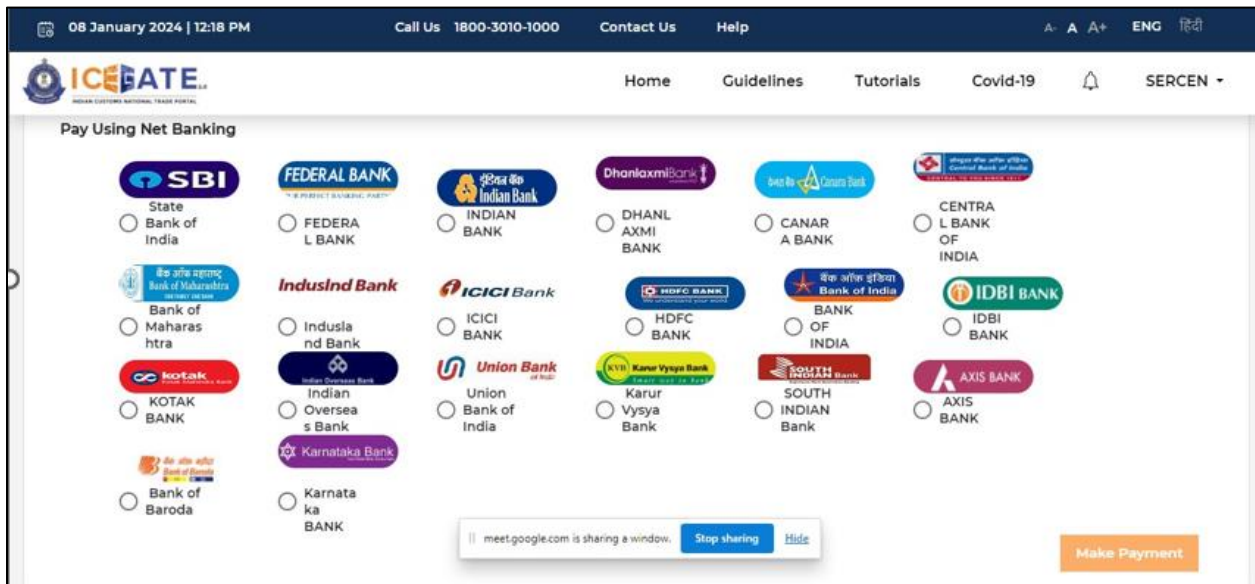
g) Three modes of payment will be visible to the user.

Directorate General of Systems and Data Management

CENTRAL BOARD OF INDIRECT TAXES & CUSTOMS




h) User will select Net Banking as mode of Payment, the list of authorized banks will be displayed from which user can select the desired bank for payment and click on 'Make Payment' button.



Directorate General of Systems and Data Management
CENTRAL BOARD OF INDIRECT TAXES & CUSTOMS

- i) User will be routed to Bank's Internet Banking page and once the payment is successful user will be re-directed to ICEGATE page with 'Transaction Successful' message.



Please note Identification number will be as follows:

Duty Type	Document Type	Identification Number	Description
Top up	CL	PAN number**	Top up Challan payment by CHA
Top up	CL	ECCS Courier Registration Number	Top up Challan payment by ECCS user
Top up	CL	IEC code	Top up Challan payment by IEC holder
ICES Custom Duty	BE/MBE/SB	IEC code	ICES challan payment
ICES Custom Duty	BD	Passport number***	ICES challan payment
ECCS	BE/CTM/ECM	ECCS Courier Registration Number	ECCS challan duty payment
SEZ Custom Duty	SBOE/SDTA/SADC	IEC	SEZ challan duty payment
Central Excise/Service Tax	CE/ST	CE/ST Registration Number	CE/ST challan duty payment

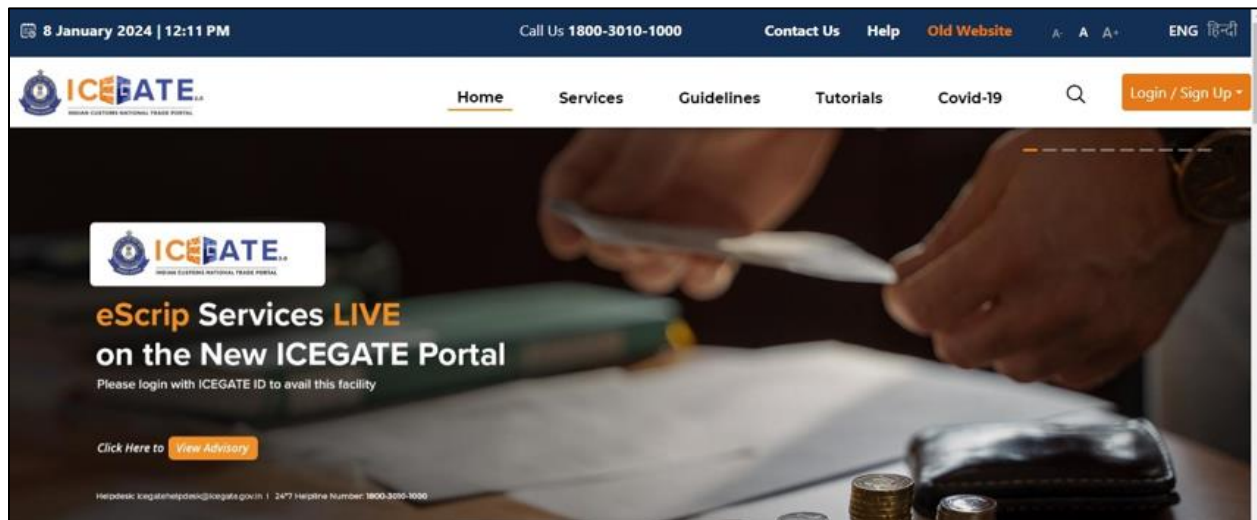
**PAN number of individual is only allowed. Please do not add the Company/ Organization PAN number.

***If Passport Number is less than 10 characters then '0' (number zero) needs to be added as suffix. Accordingly if Passport Number is of 8 characters then '00' needs to be added as suffix. The Passport Number should not be less than 10 characters.

12. How to check Duty payment status at E-Payment Enquiry

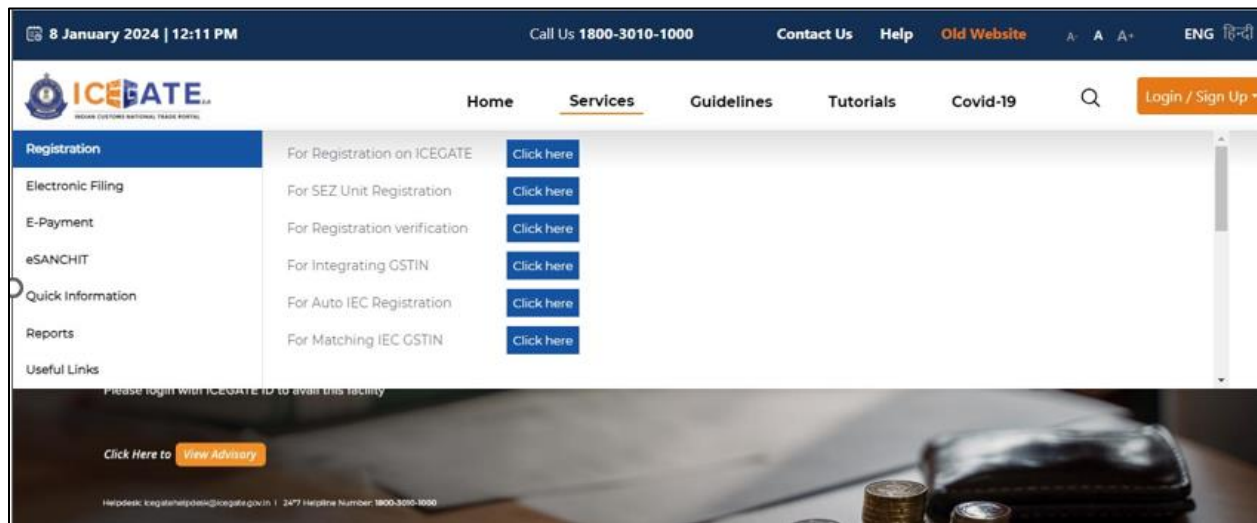
12.1 ICES Challans

a) User will go to www.icegate.gov.in.

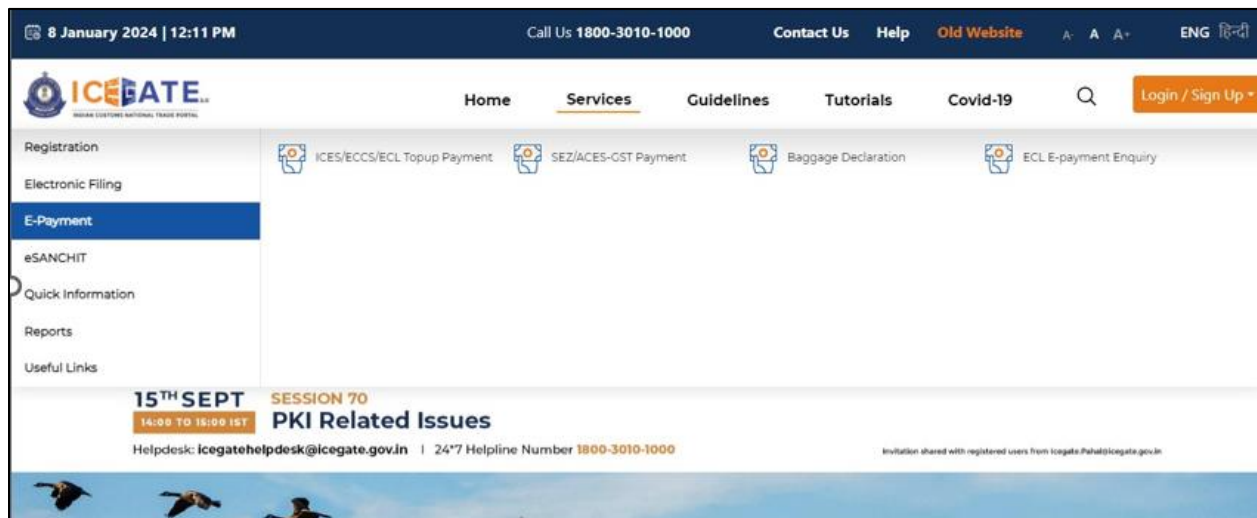


b) On the main website, user will click on Services tab.

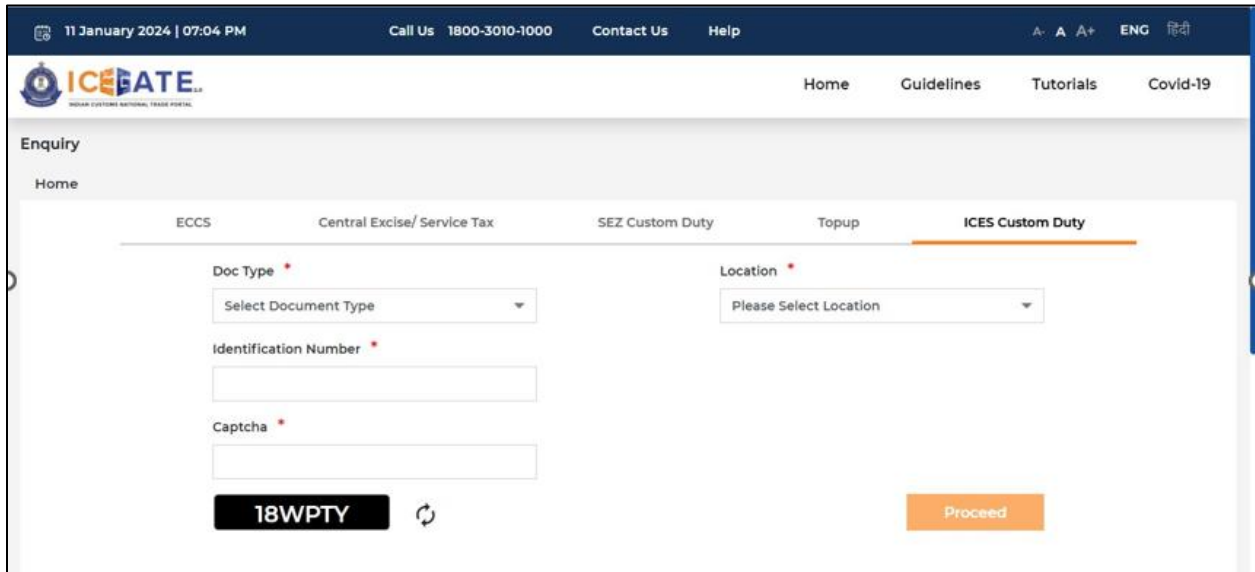
Directorate General of Systems and Data Management
CENTRAL BOARD OF INDIRECT TAXES & CUSTOMS



- c) User will click on 'E-Payment' option on the left side menu bar and select ECL E-Payment Enquiry.



- d) Out of the 5 available options user will click on ICES Custom Duty, fill the requested details and click on Proceed.



11 January 2024 | 07:04 PM Call Us 1800-3010-1000 Contact Us Help A- A A+ ENG हिंदी

ICEGATE INDIAN CUSTOMS NATIONAL TRADE PORTAL Home Guidelines Tutorials Covid-19

Enquiry Home


ECCS Central Excise/ Service Tax SEZ Custom Duty Topup **ICES Custom Duty**

Doc Type *
Select Document Type

Location *
Please Select Location

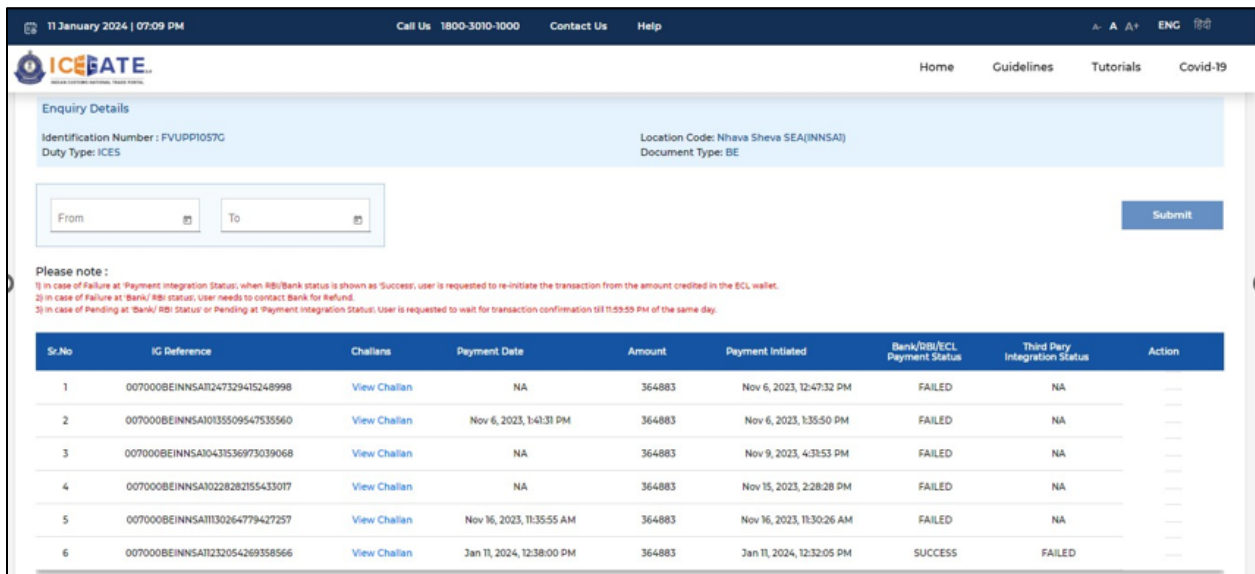
Identification Number *

Captcha *

18WPTY 

Proceed

e) User can enter the time period of the transactions of which status is required and click on Submit. The list of transactions will be visible to user.



11 January 2024 | 07:09 PM Call Us 1800-3010-1000 Contact Us Help A- A A+ ENG हिंदी

ICEGATE INDIAN CUSTOMS NATIONAL TRADE PORTAL Home Guidelines Tutorials Covid-19

Enquiry Details

Identification Number : FVUPP1057G Location Code: Nhava Sheva SEA(INNSA)
Duty Type: ICES Document Type: BE

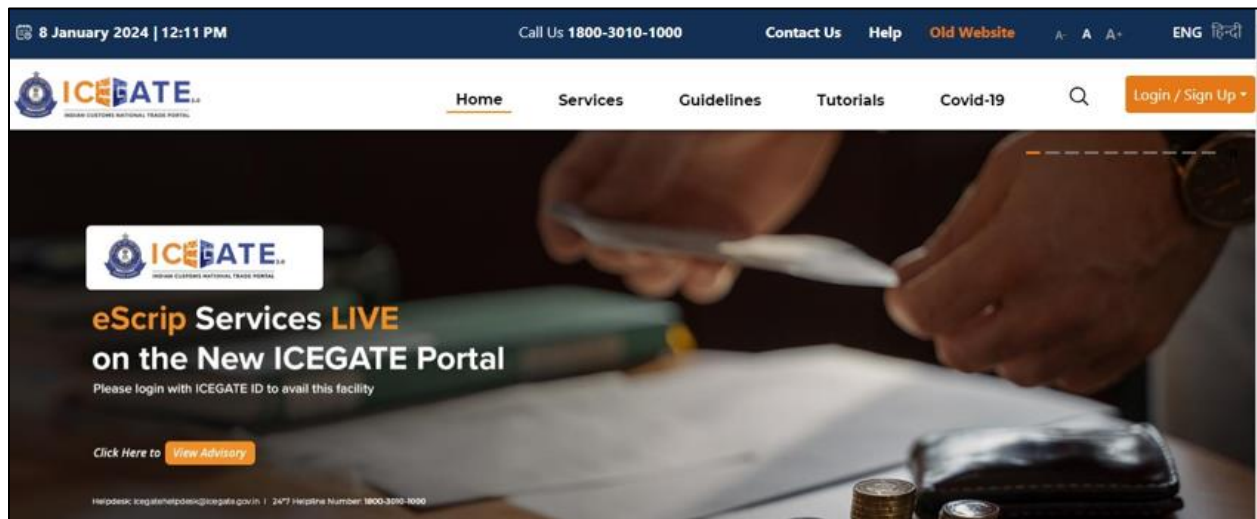
From To

Please note:
1) In case of Failure at 'Payment Integration Status', when RBI/Bank status is shown as 'Success', user is requested to re-initiate the transaction from the amount credited in the ECL wallet.
2) In case of Failure at 'Bank/ RBI status', user needs to contact Bank for Refund.
3) In case of Pending at 'Bank/ RBI status' or Pending at 'Payment Integration Status', user is requested to wait for transaction confirmation till 11:59:59 PM of the same day.

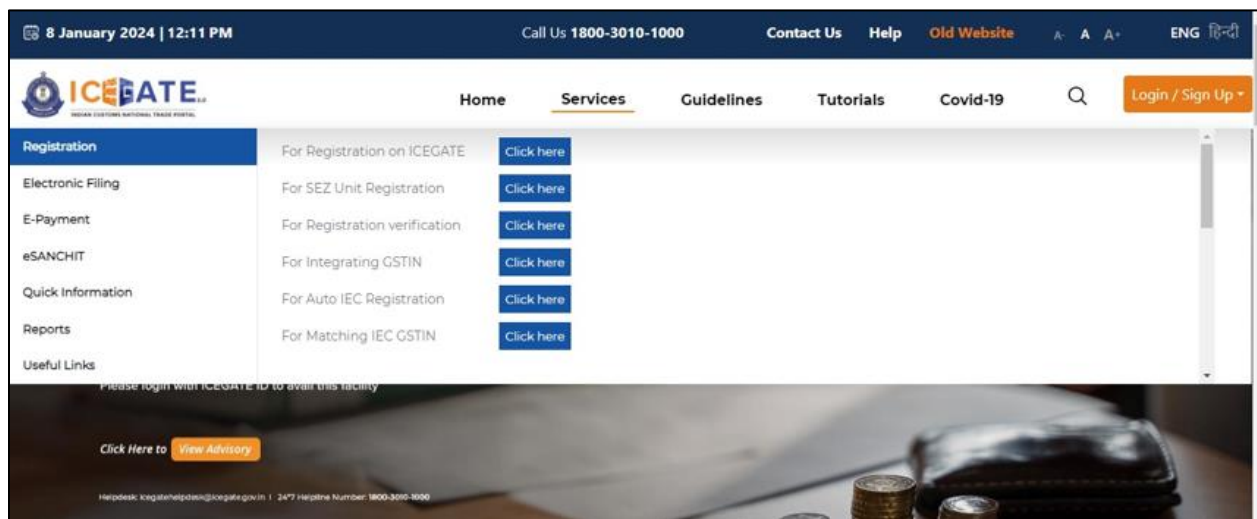
Sl.No	IG Reference	Challans	Payment Date	Amount	Payment Initiated	Bank/RBI/ECL Payment Status	Third Party Integration Status	Action
1	007000BEINNSAI247329415248998	View Challan	NA	364883	Nov 6, 2023, 12:47:32 PM	FAILED	NA	---
2	007000BEINNSAI0135509547535560	View Challan	Nov 6, 2023, 1:41:31 PM	364883	Nov 6, 2023, 1:35:50 PM	FAILED	NA	---
3	007000BEINNSAI0431536973039068	View Challan	NA	364883	Nov 9, 2023, 4:31:53 PM	FAILED	NA	---
4	007000BEINNSAI0228282155433017	View Challan	NA	364883	Nov 15, 2023, 2:28:28 PM	FAILED	NA	---
5	007000BEINNSAI1130264779427257	View Challan	Nov 16, 2023, 11:35:55 AM	364883	Nov 16, 2023, 11:30:26 AM	FAILED	NA	---
6	007000BEINNSAI1232054269358566	View Challan	Jan 11, 2024, 12:38:00 PM	364883	Jan 11, 2024, 12:32:05 PM	SUCCESS	FAILED	---

12.2 ECCS Challans

a) User will go to www.icegate.gov.in.

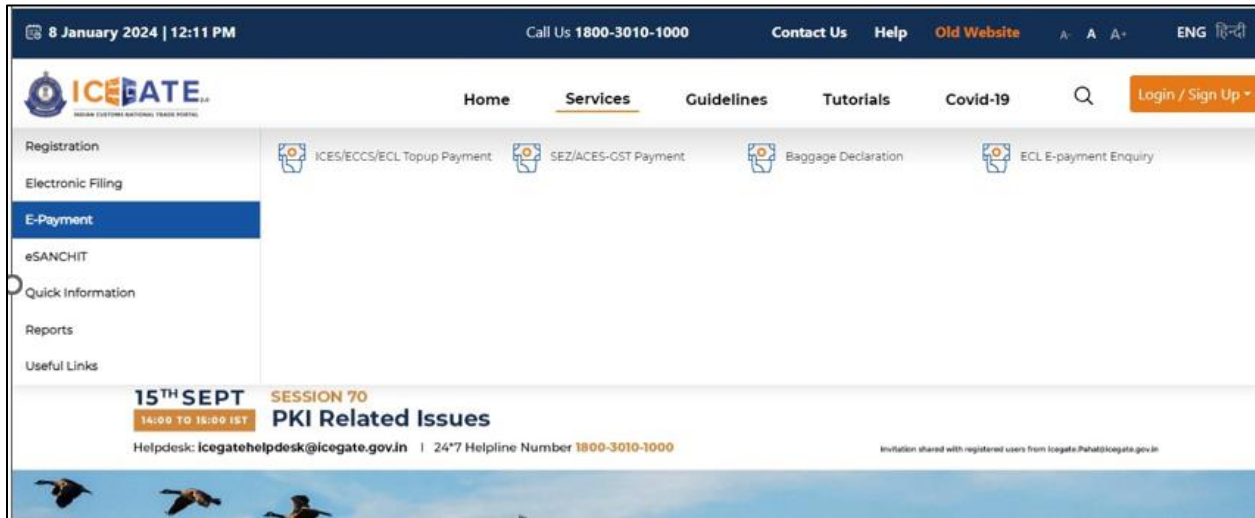


b) On the main website, user will click on Services tab.

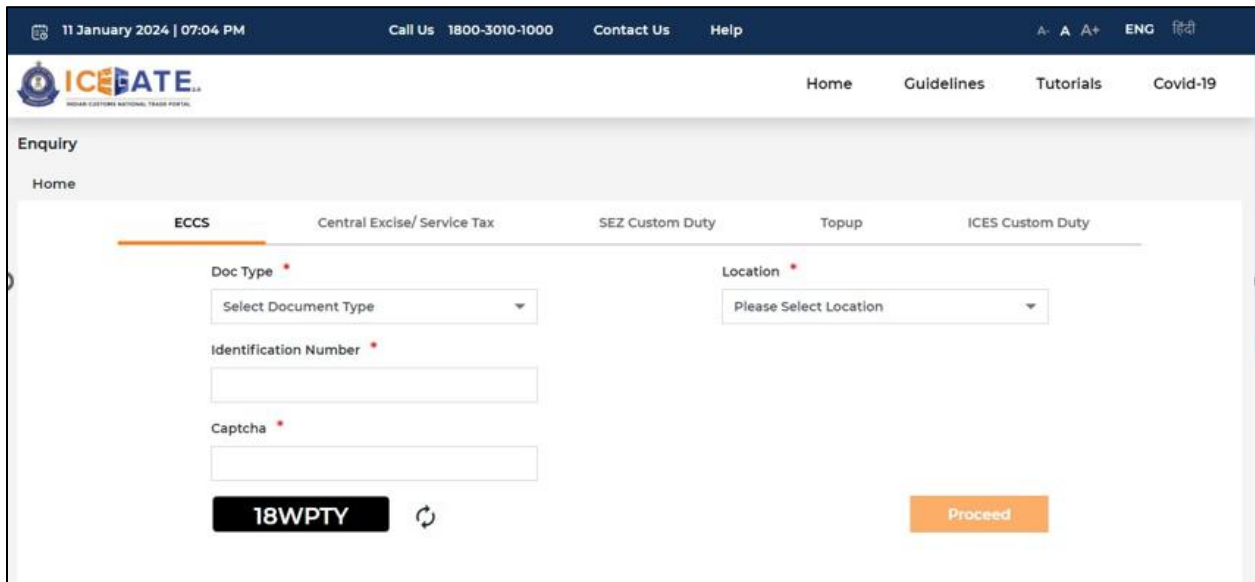


c) User will click on 'E-Payment' option on the left side menu bar and select ECL E-Payment Enquiry.

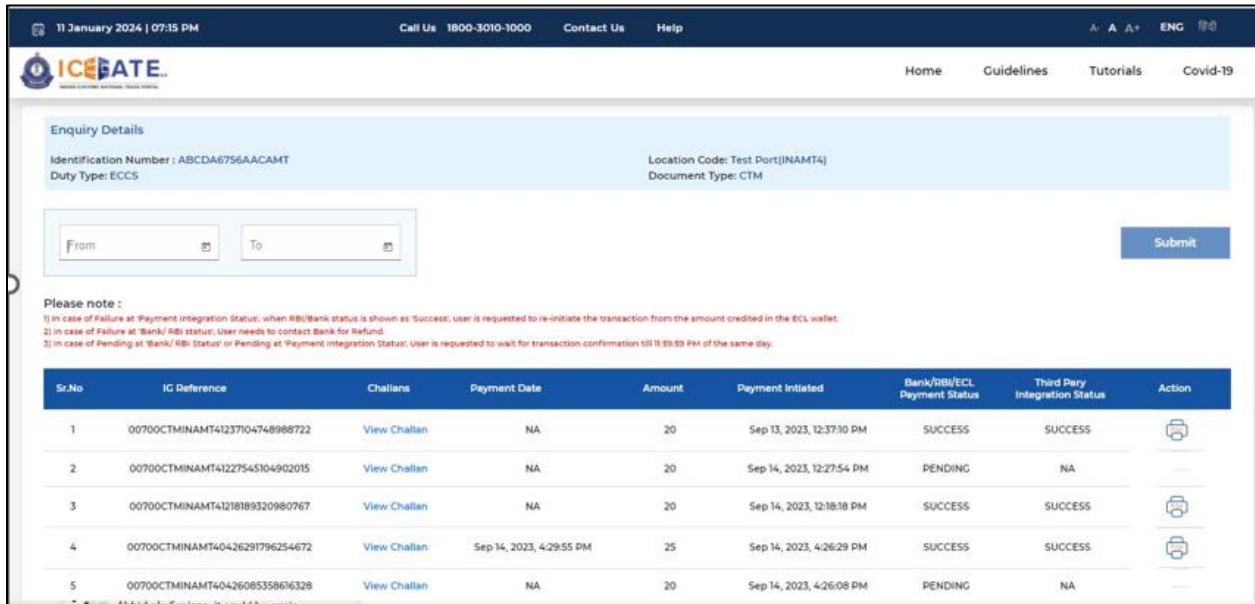
Directorate General of Systems and Data Management
CENTRAL BOARD OF INDIRECT TAXES & CUSTOMS



d) Out of the 5 available options user will click on ECCS , fill the requested details and click on Proceed.



e) User can enter the time period of the transactions of which status is required and click on Submit. The list of transactions will be visible to user.



11 January 2024 | 07:15 PM Call Us 1800-3010-1000 Contact Us Help A- A+ ENG हिन्दी

Home Guidelines Tutorials Covid-19

Enquiry Details

Identification Number : ABCDA6756AACAMT Location Code: Test Port(JNAMT4)
Duty Type: ECCS Document Type: CTM

From To Submit

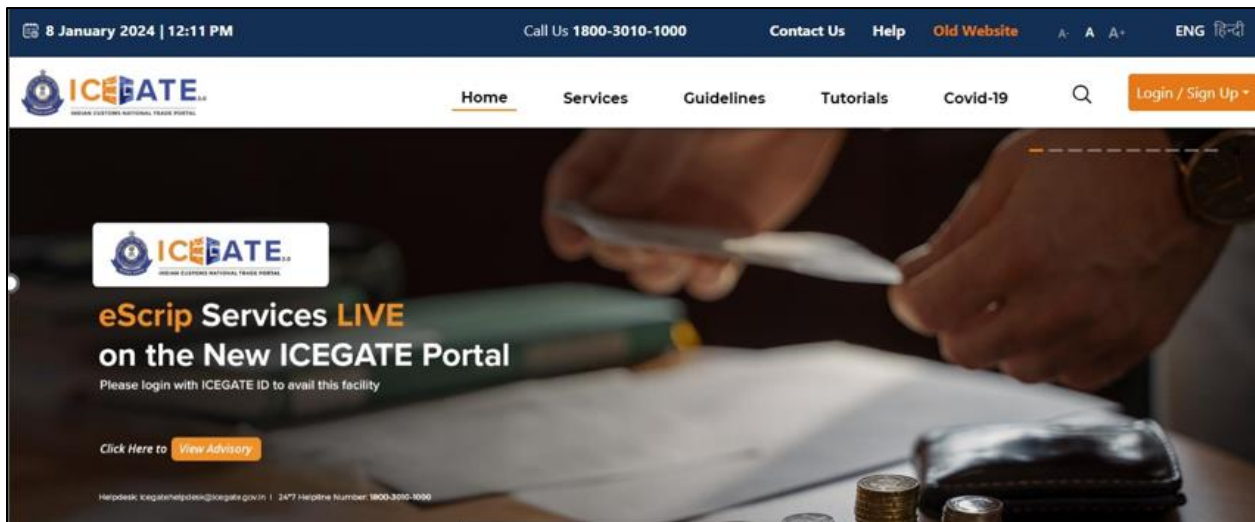
Please note :

- 1) In case of Failure at 'Payment Integration Status', when RBI/Bank status is shown as 'Success', user is requested to re-initiate the transaction from the amount credited in the ECL wallet.
- 2) In case of Failure at 'Bank/ RBI status', User needs to contact Bank for Refund.
- 3) In case of Pending at 'Bank/ RBI Status' or Pending at 'Payment Integration Status', User is requested to wait for transaction confirmation till 11:59:59 Pm of the same day.

Sr.No	IG Reference	Challans	Payment Date	Amount	Payment Initiated	Bank/RBI/ECL Payment Status	Third Party Integration Status	Action
1	00700CTMINAMT41237104748988722	View Challan	NA	20	Sep 13, 2023, 12:37:30 PM	SUCCESS	SUCCESS	
2	00700CTMINAMT41227545104902015	View Challan	NA	20	Sep 14, 2023, 12:27:54 PM	PENDING	NA	—
3	00700CTMINAMT41218189320980767	View Challan	NA	20	Sep 14, 2023, 12:18:18 PM	SUCCESS	SUCCESS	
4	00700CTMINAMT40426291796254672	View Challan	Sep 14, 2023, 4:29:55 PM	25	Sep 14, 2023, 4:26:29 PM	SUCCESS	SUCCESS	
5	00700CTMINAMT40426085358616328	View Challan	NA	20	Sep 14, 2023, 4:26:08 PM	PENDING	NA	—

12.3 SEZ Challans

a) User will go to www.icegate.gov.in.



8 January 2024 | 12:11 PM Call Us 1800-3010-1000 Contact Us Help Old Website A- A+ A+ ENG हिन्दी

Home Services Guidelines Tutorials Covid-19 Login / Sign Up

ICEGATE
INDIAN CUSTOMS NATIONAL TRADE PORTAL

eScrip Services LIVE
on the New ICEGATE Portal

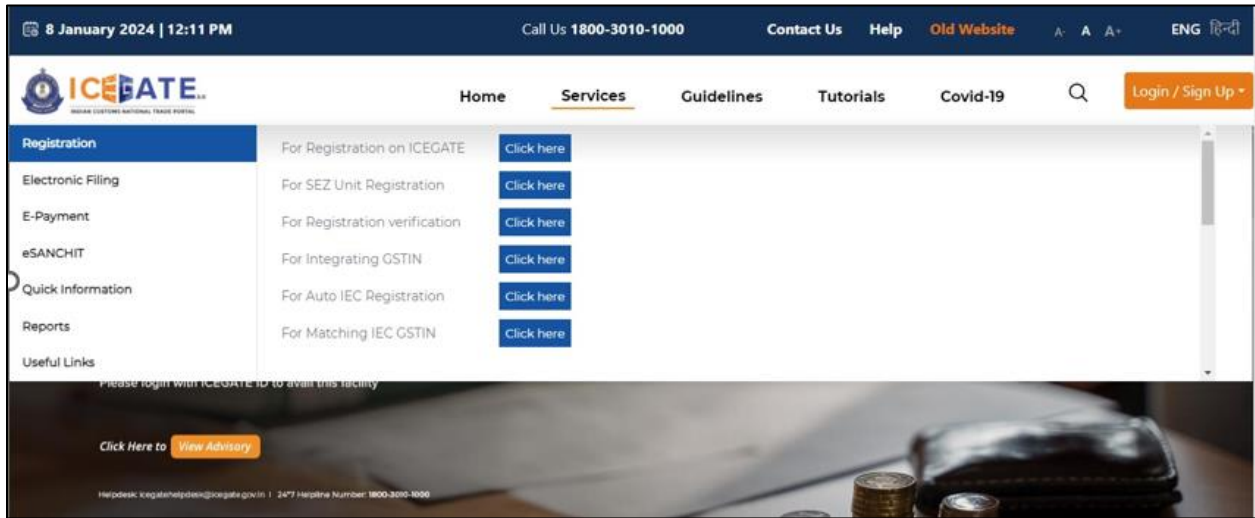
Please login with ICEGATE ID to avail this facility

Click Here to [View Advisory](#)

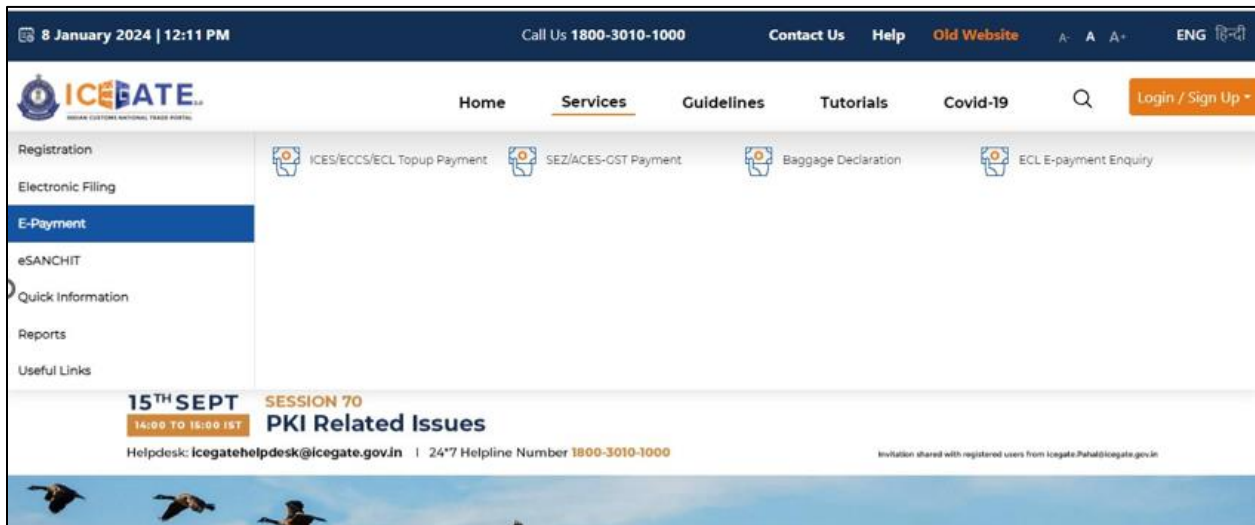
Helpdesk: icegatehelpdesk@icegate.gov.in | 24*7 Helpline Number: 1800-3010-1000

b) On the main website, user will click on Services tab.

Directorate General of Systems and Data Management
CENTRAL BOARD OF INDIRECT TAXES & CUSTOMS

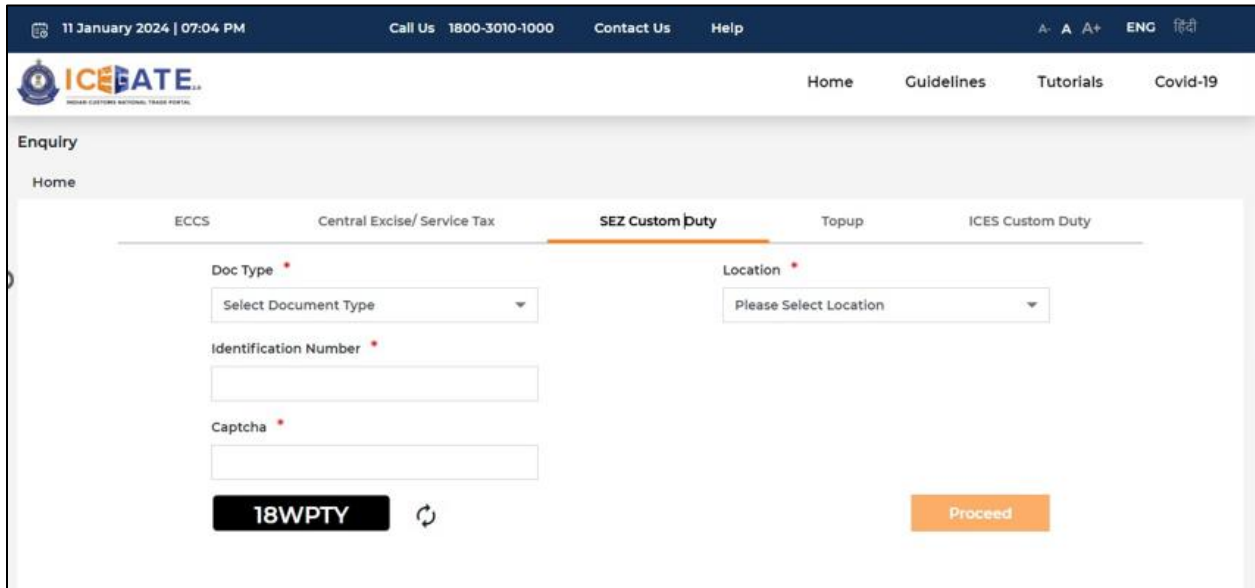


- c) User will click on 'E-Payment' option on the left side menu bar and select ECL E-Payment Enquiry.



- d) Out of the 5 available options user will click on SEZ , fill the requested details and click on Proceed.

Directorate General of Systems and Data Management
CENTRAL BOARD OF INDIRECT TAXES & CUSTOMS



11 January 2024 | 07:04 PM Call Us 1800-3010-1000 Contact Us Help A- A A+ ENG हिंदी

Home Guidelines Tutorials Covid-19

Enquiry Home

ECCS Central Excise/ Service Tax **SEZ Custom Duty** Topup ICES Custom Duty

Doc Type *

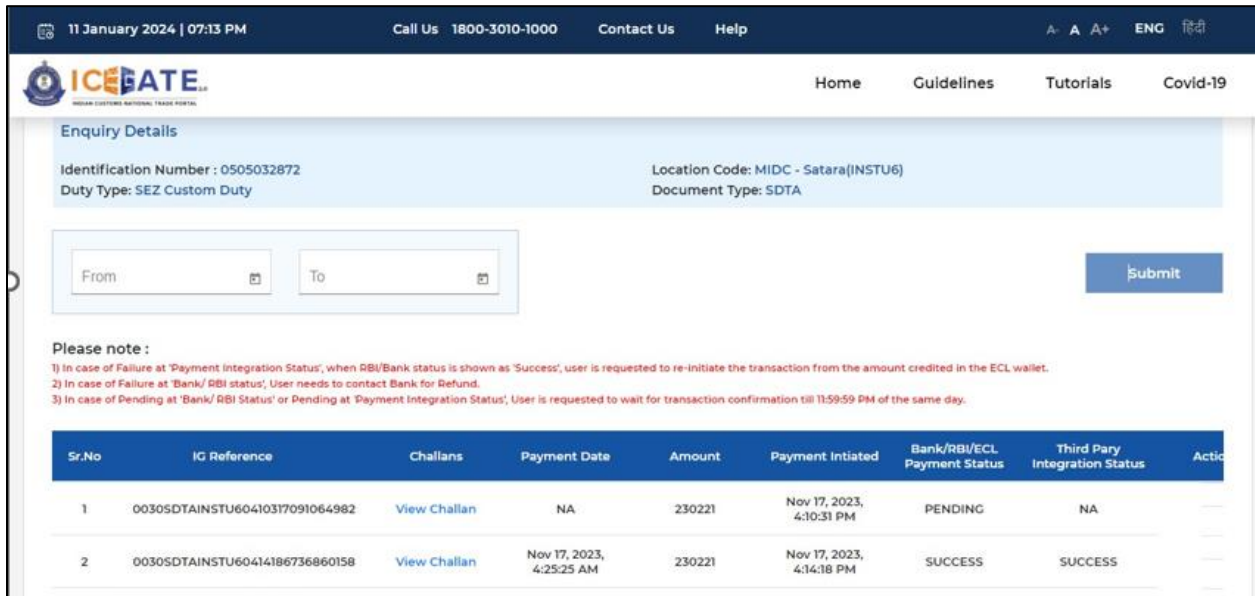
Location *

Identification Number *

Captcha *

18WPTY

e) User can enter the time period of the transactions of which status is required and click on Submit. The list of transactions will be visible to user.



11 January 2024 | 07:13 PM Call Us 1800-3010-1000 Contact Us Help A- A A+ ENG हिंदी

Home Guidelines Tutorials Covid-19

Enquiry Details

Identification Number : 0505032872 Location Code: MIDC - Satara(INSTU6)
Duty Type: SEZ Custom Duty Document Type: SDTA

From To

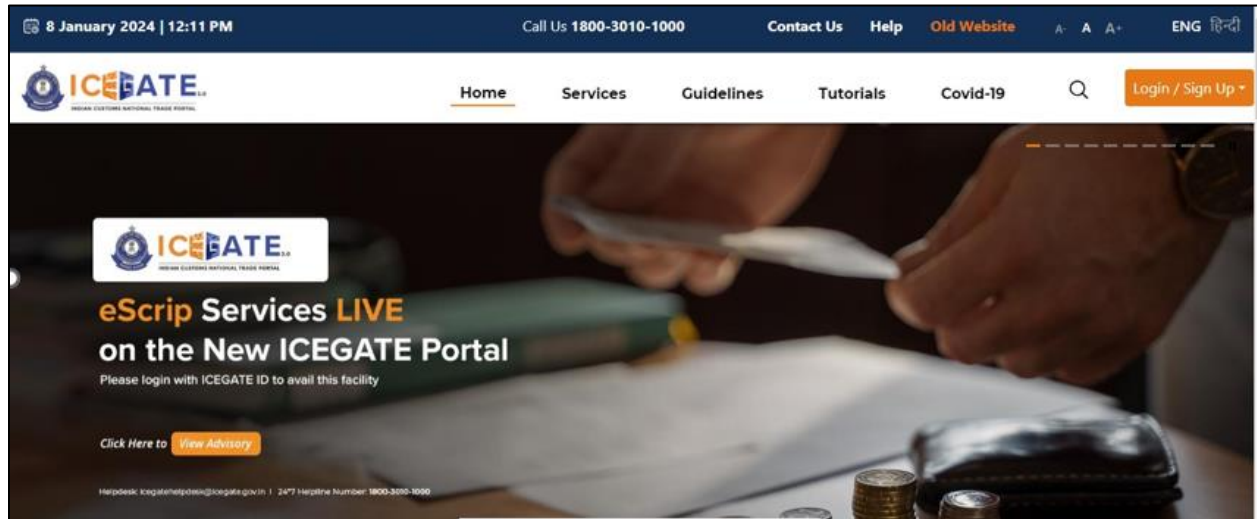
Please note :

- 1) In case of Failure at 'Payment Integration Status', when RBI/Bank status is shown as 'Success', user is requested to re-initiate the transaction from the amount credited in the ECL wallet.
- 2) In case of Failure at 'Bank/ RBI status', User needs to contact Bank for Refund.
- 3) In case of Pending at 'Bank/ RBI Status' or Pending at 'Payment Integration Status', User is requested to wait for transaction confirmation till 11:59:59 PM of the same day.

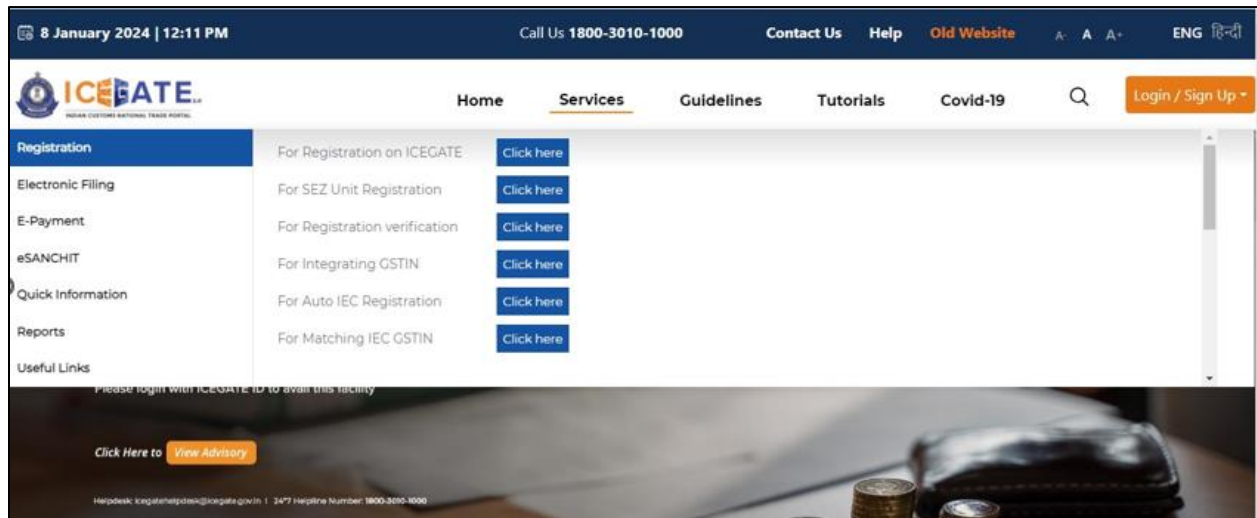
Sr.No	IG Reference	Challans	Payment Date	Amount	Payment Initiated	Bank/RBI/ECL Payment Status	Third Party Integration Status	Action
1	0030SDTAINSTU60410317091064982	View Challan	NA	230221	Nov 17, 2023, 4:10:31 PM	PENDING	NA	
2	0030SDTAINSTU60414186736860158	View Challan	Nov 17, 2023, 4:25:25 AM	230221	Nov 17, 2023, 4:14:18 PM	SUCCESS	SUCCESS	

12.4 ACES Challans

a) User will go to www.icegate.gov.in.

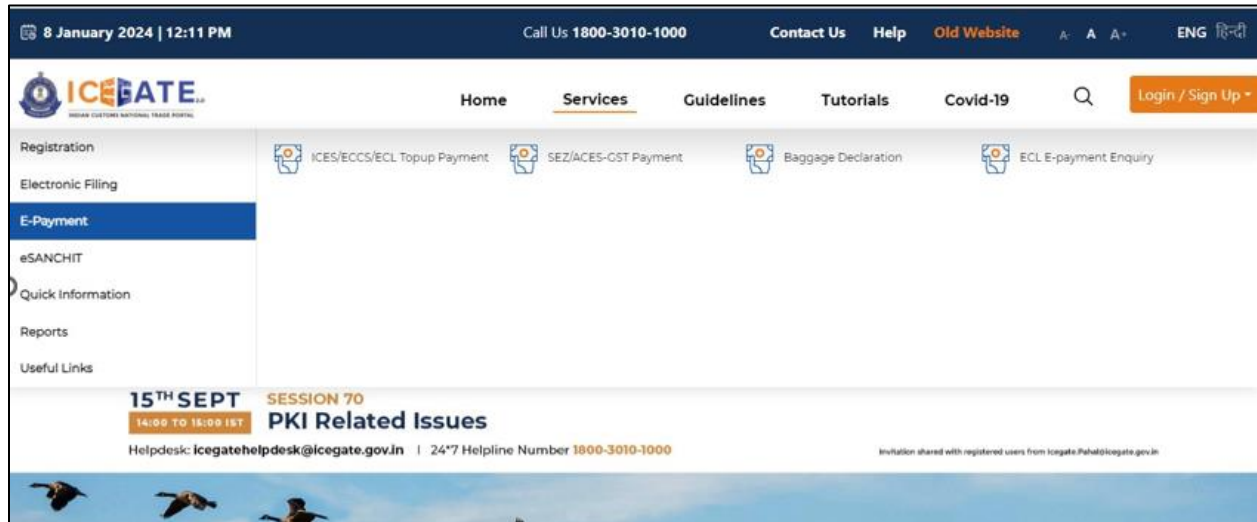


b) On the main website, user will click on Services tab.



c) User will click on 'E-Payment' option on the left side menu bar and select ECL E-Payment Enquiry.

Directorate General of Systems and Data Management
CENTRAL BOARD OF INDIRECT TAXES & CUSTOMS



8 January 2024 | 12:11 PM Call Us 1800-3010-1000 Contact Us Help Old Website ENG हिन्दी

ICEGATE 2.0
INDIAN CUSTOMS NATIONAL TRADE PORTAL

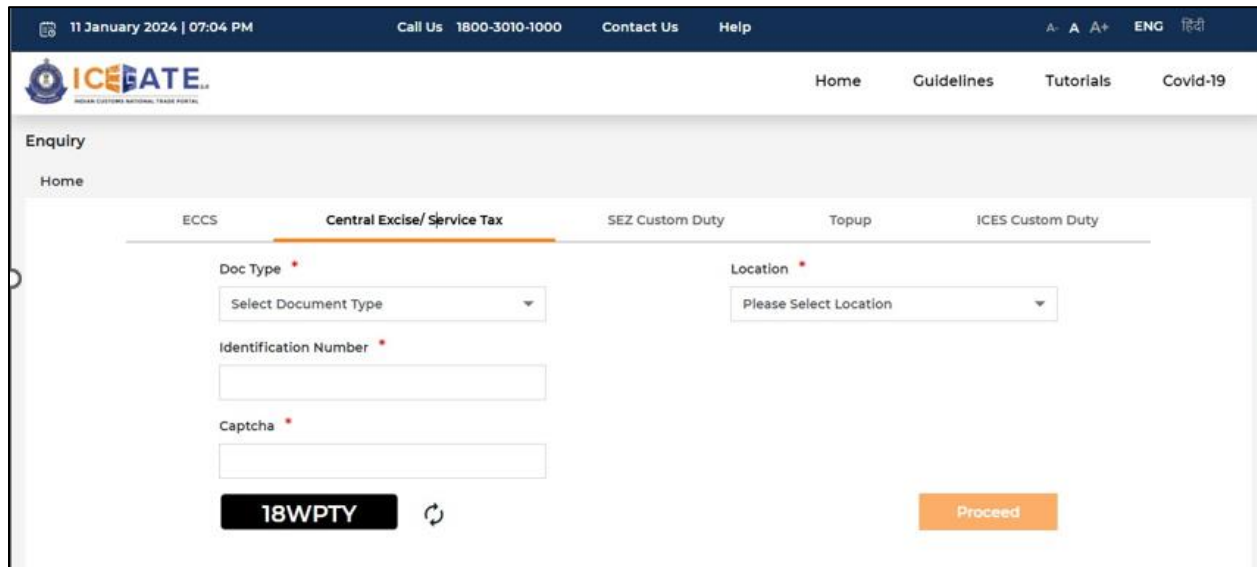
Home Services Guidelines Tutorials Covid-19 Login / Sign Up

Registration
Electronic Filing
E-Payment
eSANCHIT
Quick Information
Reports
Useful Links

ICES/ECCS/ECL Topup Payment SEZ/ACES-GST Payment Baggage Declaration ECL E-payment Enquiry

15TH SEPT SESSION 70
14:00 TO 18:00 IST PKI Related Issues
Helpdesk: icegatehelpdesk@icegate.gov.in | 24*7 Helpline Number 1800-3010-1000

- d) Out of the 5 available options user will click on Central Excise/Service Tax, fill the requested details and click on Proceed.



11 January 2024 | 07:04 PM Call Us 1800-3010-1000 Contact Us Help ENG हिन्दी

ICEGATE 2.0
INDIAN CUSTOMS NATIONAL TRADE PORTAL

Home Guidelines Tutorials Covid-19

Enquiry
Home

ECCS Central Excise/ Service Tax SEZ Custom Duty Topup ICES Custom Duty

Doc Type *
Select Document Type

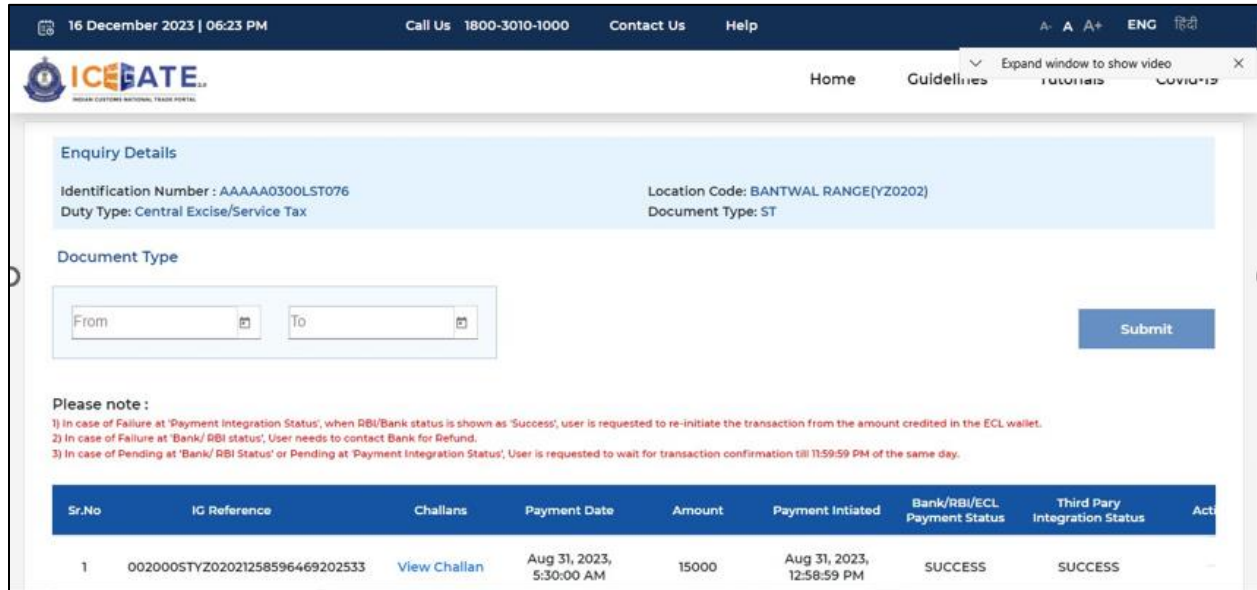
Location *
Please Select Location

Identification Number *

Captcha *

18WPTY

- e) User can enter the time period of the transactions of which status is required and click on Submit. The list of transactions will be visible to user.



16 December 2023 | 06:23 PM Call Us 1800-3010-1000 Contact Us Help A- A+ ENG

ICEGATE 2.0 Home Guidelines

Enquiry Details

Identification Number : AAAAA0300LST076 Location Code: BANTWAL RANGE(YZ0202)
Duty Type: Central Excise/Service Tax Document Type: ST

Document Type

From To Submit

Please note :

1) In case of Failure at 'Payment Integration Status', when RBI/Bank status is shown as 'Success', user is requested to re-initiate the transaction from the amount credited in the ECL wallet.
2) In case of Failure at 'Bank/ RBI status', User needs to contact Bank for Refund.
3) In case of Pending at 'Bank/ RBI Status' or Pending at 'Payment Integration Status', User is requested to wait for transaction confirmation till 11:59:59 PM of the same day.

Sr.No	IC Reference	Challans	Payment Date	Amount	Payment Initiated	Bank/RBI/ECL Payment Status	Third Party Integration Status	Act
1	0020005TYZ02021258596469202533	View Challan	Aug 31, 2023, 5:30:00 AM	15000	Aug 31, 2023, 12:58:59 PM	SUCCESS	SUCCESS	

Note: Amongst others, there are two details available on the enquiry detail page that are **Bank/RBI/ECL Payment status** and **Third Party Integration status**. Bank/RBI/ECL Payment status will show status of transaction between RBI/Banks and ICEGATE. Third Party Integration status will show status of payment integration between Third party application and ICEGATE. Please note that only after success response from RBI/Bank, second part of integration of payment (i.e. Integration with Third Party application) would start. Accordingly, following combinations are possible on the basis of two enquiries.

S. No.	RBI/Bank Status	Payment Integration Status (Status from ICES/ECCS)	Description
1.	Success	Success	Challan payment is successfully integrated at ICES/ECCS end.
2.	Success	NA	Amount credited to E-Cash Ledger
3.	NA	Success	Payment done successfully through E-Cash Ledger
4.	Success	Failed (Error)	Payment integration failed at ICES/ECCS end. Amount recredited to the wallet
5.	Success	Pending (No Error, No ACK)	Payment Integration status at ICES/ECCS is not reflecting at ICEGATE
6.	Failure	NA	Transaction Failed
7.	Pending	NA	Transaction confirmation pending

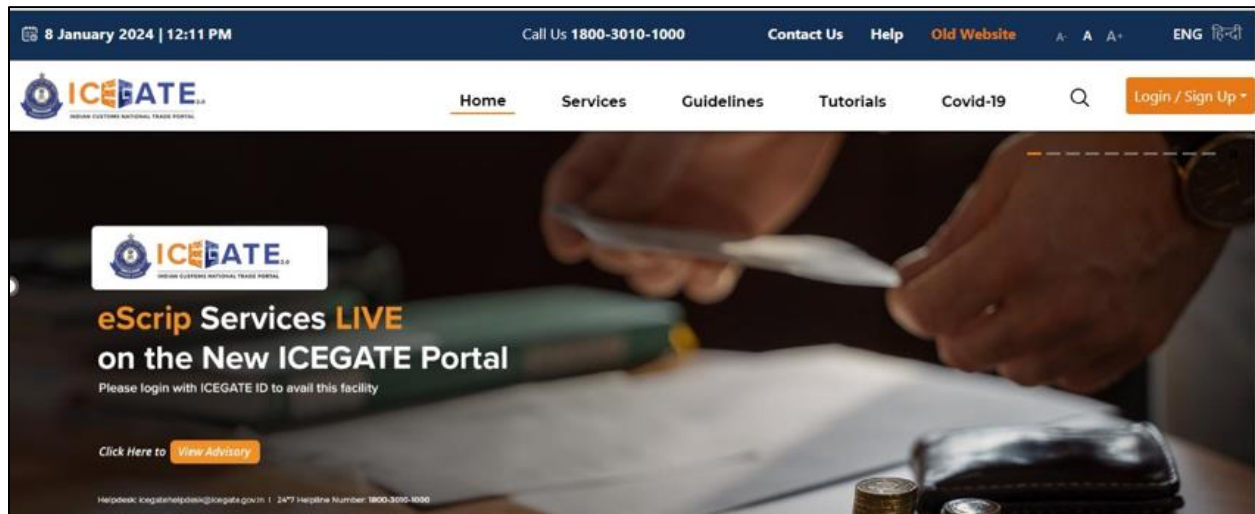
S. No.	RBI/Bank Status	Payment Integration Status (Status from ICES/ECCS)	Description
			from bank. Post success/failure response, the second enquiry will execute.

Note:

- 1) ECL wallet facility is not applicable to SEZ/ACES-GST users.
- 2) In case of **Third Party (ICES/ECCS) Acknowledgement Failure**, the amount will be recredited to ECL wallet.

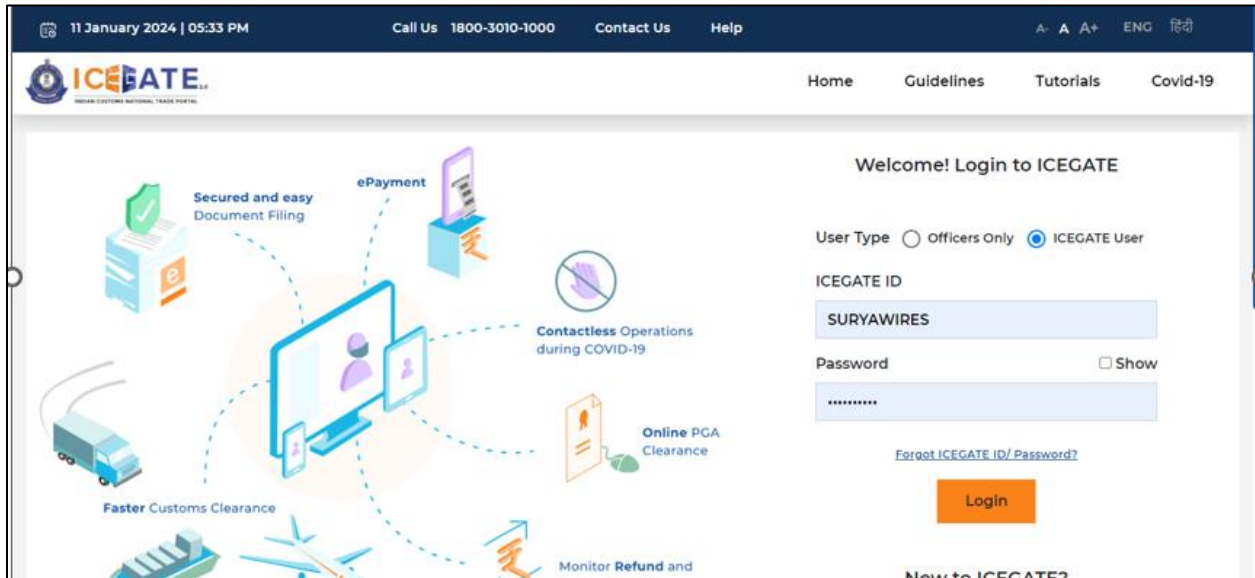
13. How Parent user can provide access to Child user for E-Payment

- a) User will go to www.icegate.gov.in and click on Login/Sign up.

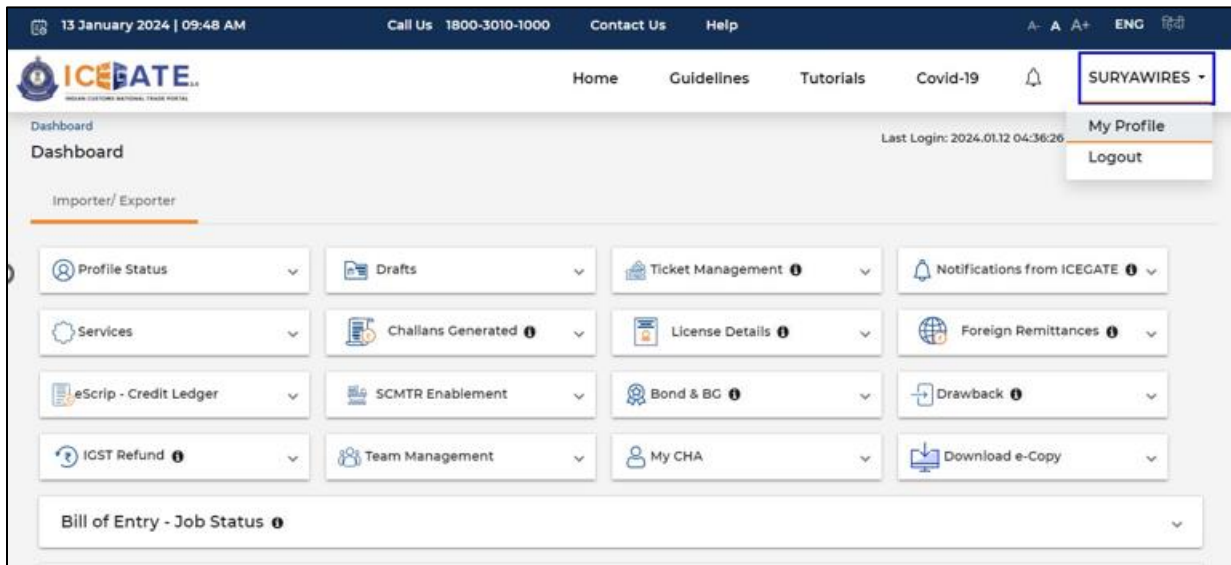


- b) User will fill the credentials and click on Login.

Directorate General of Systems and Data Management
CENTRAL BOARD OF INDIRECT TAXES & CUSTOMS

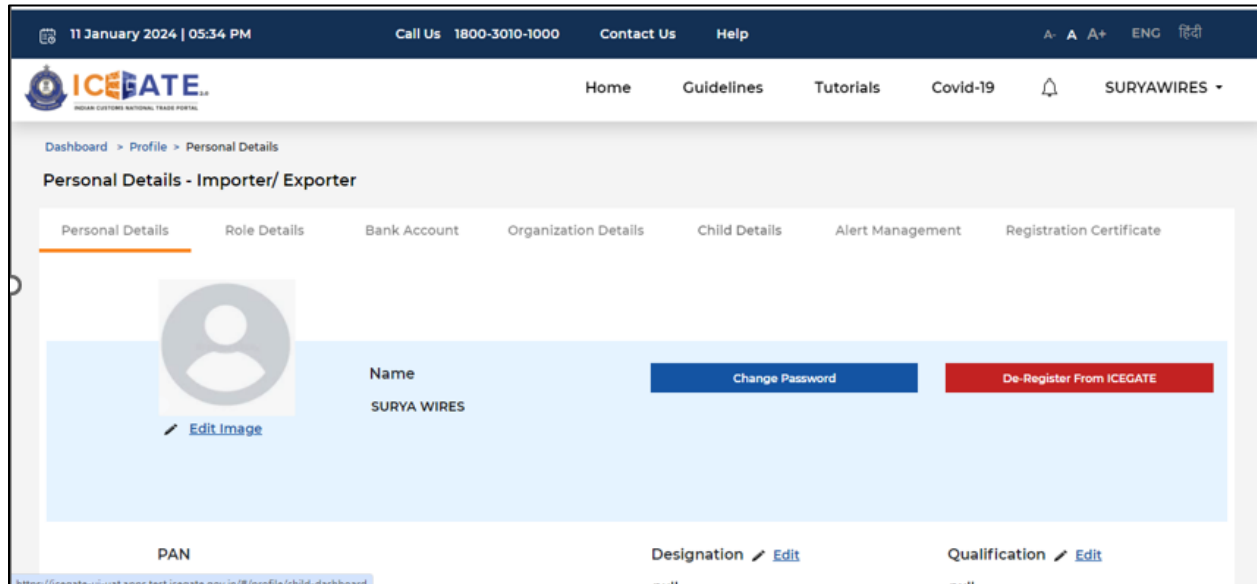


c) User will click on the username dropdown and select 'My Profile'.

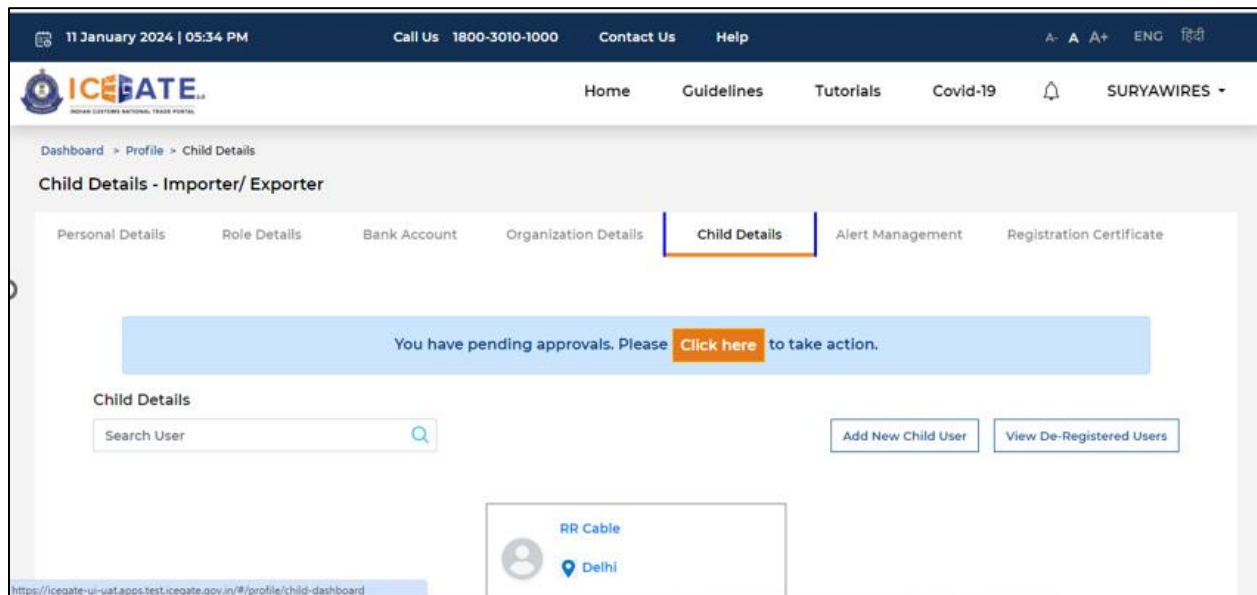


d) User will be able to see the Personal details.

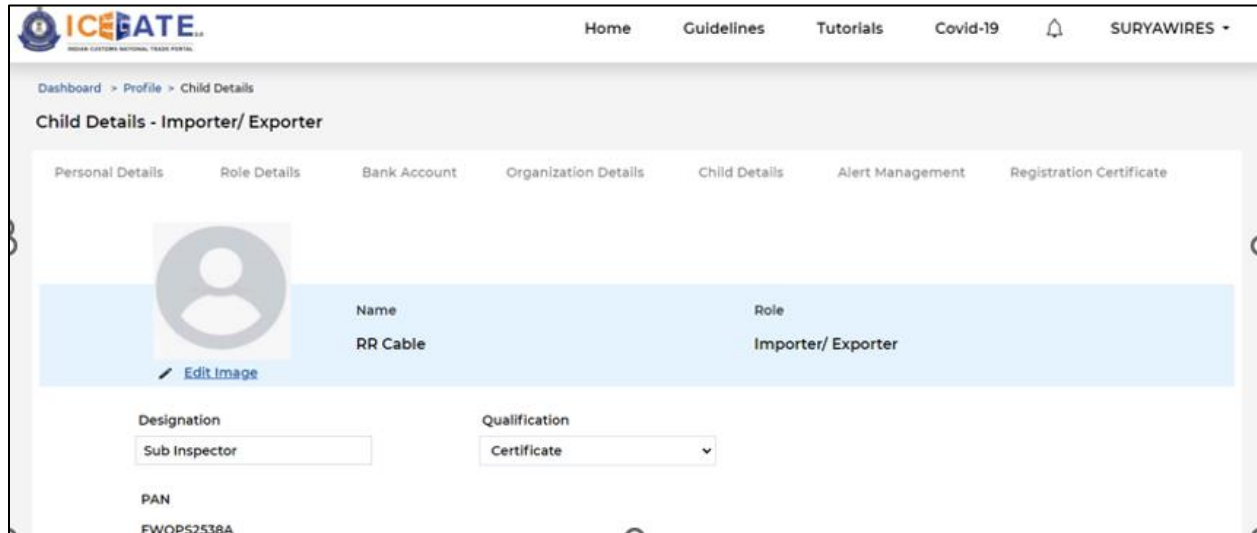
Directorate General of Systems and Data Management
CENTRAL BOARD OF INDIRECT TAXES & CUSTOMS



- e) User will click on 'Child Details' and all the registered child users will be populated.



- f) Once user clicks on any child user, the entire details of the child user will be visible. User will click on 'Enable/Disable Transactional Services'.




ICEGATE 2.0 INDIAN CUSTOMS NATIONAL TRADE PORTAL

Home Guidelines Tutorials Covid-19 SURYAWIRES

Dashboard > Profile > Child Details

Child Details - Importer/ Exporter

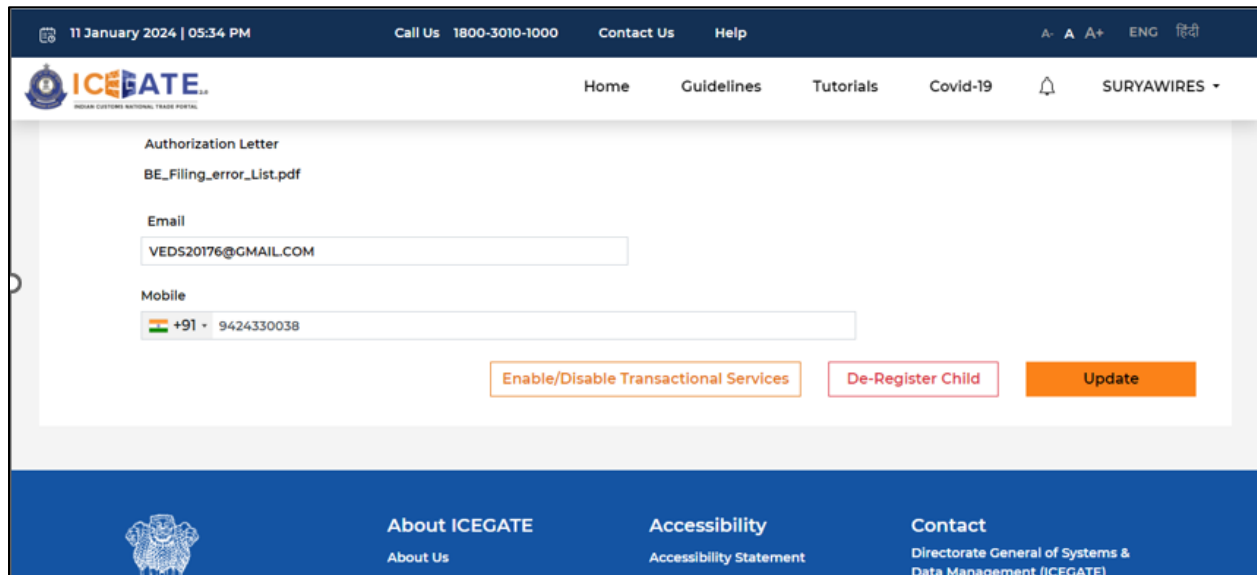
Personal Details Role Details Bank Account Organization Details Child Details Alert Management Registration Certificate

 **Name** RR Cable **Role** Importer/ Exporter

[Edit Image](#)

Designation Sub Inspector **Qualification** Certificate

PAN FWOP52538A



11 January 2024 | 05:34 PM Call Us 1800-3010-1000 Contact Us Help A- A+ ENG हिंदी

ICEGATE 2.0 INDIAN CUSTOMS NATIONAL TRADE PORTAL

Home Guidelines Tutorials Covid-19 SURYAWIRES

Authorization Letter

BE_Filing_error_List.pdf

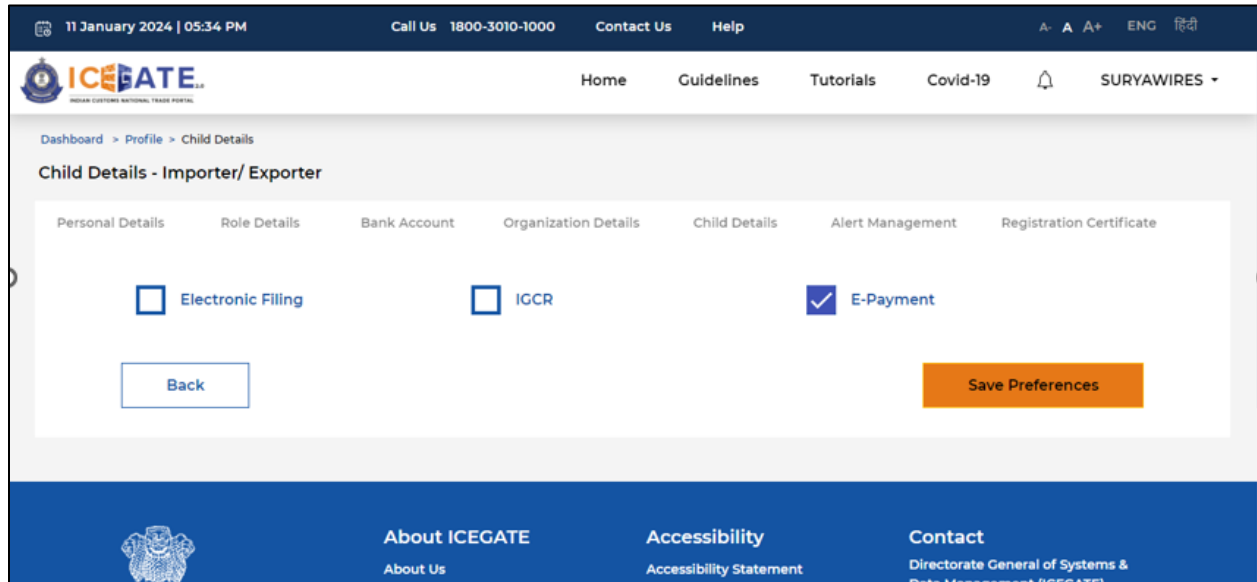
Email VEDS20176@GMAIL.COM

Mobile +91 9424330038

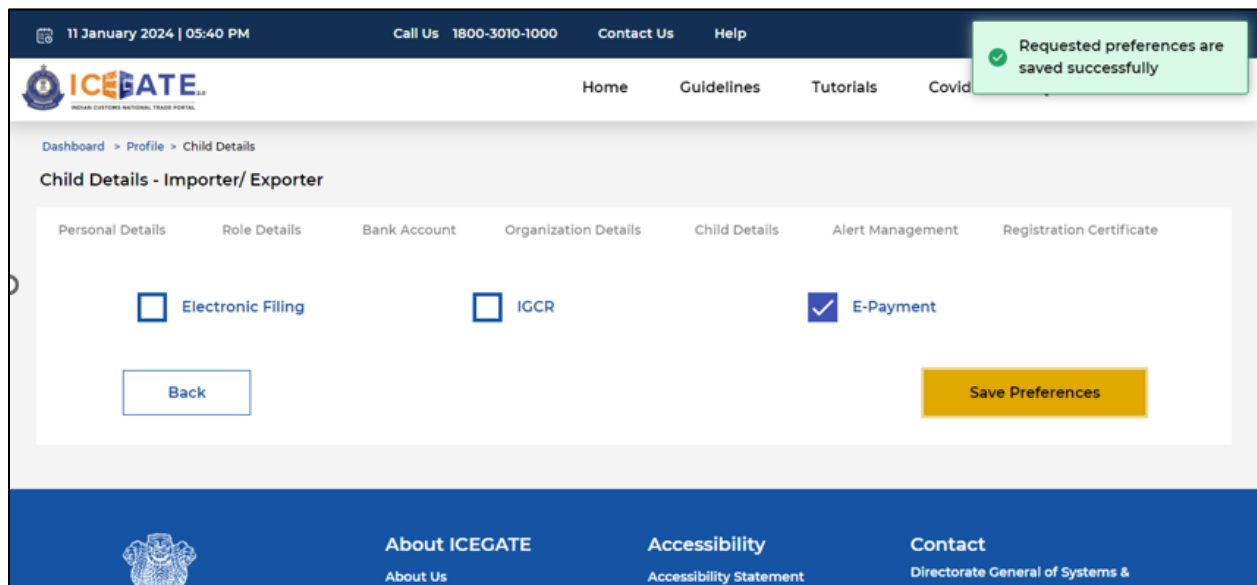
[Enable/Disable Transactional Services](#) [De-Register Child](#) [Update](#)

About ICEGATE **Accessibility** **Contact**
About Us Accessibility Statement Directorate General of Systems & Data Management [ICEGATE]

- g) User can check the check box for 'E-Payment' option and click on Save Preferences.



h) Once the details are saved, message will be populated on screen.



14. Authorized banks for Custom duty through Net Banking

1. State Bank of India
2. ICICI Bank
3. Punjab National Bank
4. Bank of Baroda
5. South Indian Bank
6. Karnataka Bank

Directorate General of Systems and Data Management
CENTRAL BOARD OF INDIRECT TAXES & CUSTOMS

7. Federal Bank
8. Indian Overseas Bank
9. DhanLaxmi Bank
10. Karur Vysya Bank
11. Bank of India
12. Canara Bank
13. Kotak Bank
14. IDBI Bank
15. HDFC Bank
16. AXIS Bank

*Other banks will be onboarded after completion of due processes for Custom Duty payment.

Note:

- a. E-payment portal will be not be available for payment from 11.00 PM (T) day to 1.30 AM (T+1) day.
- b. User are advised to clear browser Cache.

For any further queries or help kindly contact ICEGATE Helpdesk Team on icegatehelpdesk@icegate.gov.in or [1800-3010-1000](tel:1800-3010-1000)